



ANNUAL BUDGET 2011/12



SHIRE OF PLANTAGENET



2011/2012 Adopted Budget


CONTENTS

	PAGE
1. CONTENTS	(i)-(ii)
INTRODUCTION	(iii-iv)
BUDGET FEATURES	(v-vi)
BUDGET SUMMARY	(vii)
2. FINANCIAL REPORTS	
Income Statement by Nature and Type	1
Income Statement by Program	2
Statement of Cash Flows	3
Rates Setting Statement	4
3. DETAILED CAPITAL PROGRAMS	
Capital Revenue and Expenditure by Program	
Program 4 - Governance	5-6
Program 5 - Law, Order & Public Safety	6-7
Program 7 - Health	8
Program 8 - Education & Welfare	8
Program 10 - Community Amenities	9-10
Program 11 - Recreation & Culture	10-13
Program 12 – Transport	14-15
Program 13 - Economic Services	16-17
Program 14 - Other Property & Services	17-18
4. INFORMATION NOTES	
1. Significant Accounting Policies	19-25
2. Operating Revenues and Expenses	26-27
3. Acquisition of Assets	28
4. Disposal of Assets	29
5. Information of Borrowings	30
6. Reserves	31-32
6a. Summary of Reserve Transactions	33
7. Net Current Assets	34
7a. Restricted Funds	35
8. Rating Information	36
9. Interest Charges and Instalments	37-38
10. Fees and Charges Revenue	39
11. Councillor's Remuneration	40
12. Notes to the Cash Flow Statement	41
13. Trust Funds	42
14. Major Land Transactions	42
15. Major Trading Undertakings	43-44
16. Financial Assistance grants	45-46
17. Plant Replacement Program	47
18. Road Construction & Maintenance Program	48

2011/2012 Adopted Budget

CONTENTS

	PAGE
5. MANAGEMENT REPORTS	
Operating Revenue and Expenditure by Program	
Program 3 - General Purpose Funding	49-50
Program 4 - Governance	51-53
Program 5 - Law, Order & Public Safety	54-57
Program 7 - Health	58-59
Program 8 - Education & Welfare	60-62
Program 10 - Community Amenities	63-65
Program 11 - Recreation & Culture	66-71
Program 12 – Transport	72
Program 13 - Economic Services	73-76
Program 14 - Other Property & Services	77-78
6. FEES AND CHARGES	
Schedule of Fees and Charges	79-105



2011/2012 Adopted Budget

INTRODUCTION

The 2011/2012 Annual Adopted Budget for the Shire of Plantagenet is presented for information and comment by the public. The Adopted budget totals \$17.7 million representing operating expenditure of \$10.8 million and capital expenditure of \$6.9 million.

This year's budget has been influenced by an improvement in the Shire's financial position due to the 2010 State Government announcement that it would provide \$2.3 million to the Shire to clear debt from its saleyards and provide a solid business basis for the yard's future. In addition, a significant amount of rates owed by timber plantation companies at the end of the 2009/2010 financial year has now been received.

Nevertheless, the budget deliberations this year have once again been a difficult balance between the cost of providing new facilities, maintaining operating service levels and allocating sufficient moneys to the Council's reserve funds. In addition, the Council is attempting to 'catch up' on previous years that saw reduced service levels and delayed infrastructure / plant purchases.

The Council considers that an effective rate increase of 6% is appropriate given a variety of factors, including previous reports regarding the Shire's financial sustainability which have indicated that the Shire is under-rating.

Note: Due to changes in the Waste Avoidance and Resource Recovery Act and the Health Act, waste services are to be made based on a rate in the dollar. The Shire is therefore proposing to remove its General Waste Levy (currently \$110.00) and raise the equivalent amount of lost revenue in rates. This would be far simpler than trying to maintain the charge based on a rate in the dollar. This would result in a 14.4% rate increase, but it still represents an effective 6% rate increase. The other impact is an increase in the minimum rate to \$695.00. These measures will as far as practicable, replicate the current rating burden.

In terms of ongoing savings, approximately \$280,000.00 per year will be saved in principal and interest repayments on the three saleyards loans. The Council considered a number of options and has decided that this money should be allocated to other projects and services.

The Council's Long Term Financial Plan (LTFP) includes the following key goals:

- Goal 1 – Reduce Gross Debt To Revenue Ratio to 40%.
- Goal 2 – Increase cash reserves to \$1 million in 10 years.
- Goal 3 – Break even on waste management costs.
- Goal 4 – Reduce infrastructure maintenance gap to zero.
- Goal 5 – Achieve a balanced budget.

2011/2012 Adopted Budget

Goals 1, 2, 3 and 5 either have been achieved or are on track to be achieved. Goal 4 is the one which the Council has decided to focus on with the money saved on loan repayments.

The LTFP noted that the Council is predicted to spend only 70% to 80% of its minimum road maintenance requirements. It was also noted that the Council's roads management database (Roman) and road hierarchy need to be reviewed and that the Council also needs to improve the maintenance work currently being done on the roads. If we lift the standards we will save money in the long term.

This forthcoming budget therefore includes an additional \$100,000 for road maintenance, in particular for improvements to gravel roads. A sum of \$70,000 (grant funded) has also been allocated for a consultant to assist in developing asset management plans, including a five year gravel re-sheeting program.

In terms of operating service levels, the Council proposes to allocate an additional \$80,000 for parks and gardens maintenance and also intends to re-employ a telephonist, due to the complaints received about the difficulty in contacting Shire office staff.

Projected income from year two of the Royalties for Regions (Country Local Government Fund) is included in this budget and has been allocated to the implementation of the Shire Recreation Plan at Sounness Park. The commencement of work will be dependent on acquitting the 2009/2009 CLGF allocation and receipt of this additional money.

2011/2012 Adopted Budget

KEY FEATURES

Income

- 6% effective increase in rate revenue
- Rubbish collection charge to increase to \$180.00; additional bins to remain at \$140.00
- General Waste Levy removed
- Minimum rate to increase to \$695.00
-

Expenses

- Financial Assistance Grants to community groups and organisations - \$62,344
- New FESA fire trucks for Denbarker, Perillup and Porongurup Bush Fire Brigades - grant funded
- Continuation of investigations into a new waste disposal facility - \$67,727
- Upgrades to O'Neill landfill site and transfer stations - \$165,748
- Purchase new Mack hook lift truck - \$275,000 (net cost \$250,000), together with other plant items such as a medium Hino truck, Isuzu crew cab, Kubota tractor mower, road broom and bitumen trailer
- Upgrades to Plantagenet District Hall - \$25,000
- Upgrades and software management system for swimming pool - \$54,700
- Upgrades and gym equipment for recreation centre - \$48,757
- Improvements to recreation grounds, including design and allocation of Royalties for Regions funds for the implementation of the Shire Recreation Plan at Sounness Park – Over \$1,000,000
- Continuation of new library fit-out – Additional \$55,000
- Mitchell House – Repairs and upgrades - \$25,440
- Visitor Centre roof repairs - \$20,000
- Improvements at Great Southern Regional Cattle Saleyards - \$211,500 (Largely funded by State Government contribution)
- Continuation of remediation of Menston Street depot – Additional \$50,000
- Road construction program totalling \$2.5 million, including:
 - Woogenellup Road - SLK 33 to 36.72 - \$492,000
 - Porongurup Road - SLK 26.00 to 28.18 - \$380,000
 - Spencer Road - SLK 0.0 to 4.5 - \$200,000
 - Yellanup Road - SLK 4.0 to 6.6 - \$100,000
 - Lowood Road - Southern Entrance to Co-op Fuel - \$76,000
 - Takalarup Road - SLK 2.80 to 8.84 - \$250,000
 - Wilson Rd - Albany Highway to Craddock Rd - \$82,000

2011/2012 Adopted Budget

- Menston Street - Cul-de-sac (north end) - \$27,400
- Mills Road - Entire length - \$43,450
- Wilson Road - Craddock Rd to Carr Rd - \$47,500
- Hambley Sreet - Intersection with Warburton Rd - \$17,360
- Lowood Road - Near Bakery - \$40,000
- Kworncup Road - SLK 0.00 to 4.23 - \$85,000
- Williams Road - \$80,000
- Short Street - Townscape Improvement Works - \$250,000 (Half grant funding by GSDC)
- Entry Statements - Kendenup - \$31,600
- Martagallup Road - Grain Pull-in Bay - \$30,000



FINANCIAL REPORTS



**STATEMENT OF COMPREHENSIVE INCOME
BY NATURE OR TYPE**

Adopted Budget 2011/2012

	Note	Budget 30 June 2011	Actual (est.) 30 June 2011	Budget 30 June 2012
Revenue				
Rates	8	\$ 4,494,930	\$ 4,483,807	\$ 5,142,267
Operating Grants, Subsidies and Contributions		\$ 2,139,371	\$ 2,337,656	\$ 2,355,251
Fees and Charges	10	\$ 2,076,048	\$ 2,171,628	\$ 1,694,757
Interest Earnings	2(a)	\$ 158,500	\$ 235,423	\$ 236,000
Other Revenue		\$ 8,727	\$ 35,419	\$ 42,499
		\$ 8,877,576	\$ 9,263,933	\$ 9,470,774
Expenses				
Employee Costs (Excl Capital Works)		\$ (3,465,165)	\$ (3,621,160)	\$ (3,849,701)
Materials and Contracts		\$ (2,305,670)	\$ (1,838,407)	\$ (2,519,524)
Utility Charges		\$ (198,147)	\$ (199,900)	\$ (213,846)
Depreciation on Non-Current Assets	2(a)	\$ (2,464,953)	\$ (3,204,550)	\$ (3,588,317)
Interest Expenses	2(a)	\$ (281,859)	\$ (297,992)	\$ (62,401)
Insurance Expenses		\$ (227,876)	\$ (212,039)	\$ (227,909)
Other Expenditure		\$ (313,456)	\$ (250,652)	\$ (308,065)
		\$ (9,257,125)	\$ (9,624,699)	\$ (10,769,762)
Non-operating Grants, Subsidies and Contributions		\$ 2,341,748	4,692,543	2,506,715
Profit on Asset Disposals	4	\$ 68,551	79,189	\$ 16,579
Loss on Asset Disposals	4	\$ (5,272)	\$ (4,543)	\$ (83,976)
		\$ 2,405,027	\$ 4,767,189	\$ 2,439,319
NET RESULT		\$ 2,025,478	\$ 4,406,423	\$ 1,140,331
Other Comprehensive Income		\$ -	\$ -	\$ -
TOTAL COMPREHENSIVE INCOME		\$ 2,025,478	\$ 4,406,423	\$ 1,140,331

Other Comprehensive Income (if any) is impacted upon by external forces and is not able to be reliably estimated.

It is anticipated in all instances, any other comprehensive income will relate to non-cash transactions and as such, have no impact on this budget document.

This statement is to be read in conjunction with the accompanying notes

**STATEMENT OF COMPREHENSIVE INCOME
BY PROGRAM**

Adopted Budget 2011/2012

	Budget 30 June 2011	Actual (est.) 30 June 2011	Budget 30 June 2012
Revenue (Refer notes 1, 2 & 8 to 12)			
Governance	\$ 48,103	\$ 130,007	\$ 70,103
General Purpose Funding	\$ 5,696,160	\$ 6,166,771	\$ 6,510,653
Law, Order and Public Safety	\$ 846,675	\$ 433,068	\$ 962,076
Health	\$ 67,000	\$ 70,597	\$ 67,450
Education and Welfare	\$ -	\$ 4,593	\$ -
Community Amenities	\$ 634,720	\$ 647,189	\$ 369,700
Recreation and Culture	\$ 248,832	\$ 288,250	\$ 266,733
Transport	\$ 1,000	\$ 90,518	\$ 500
Economic Services	\$ 880,816	\$ 1,140,291	\$ 932,860
Other Property and Services	\$ 459,542	\$ 292,649	\$ 290,700
	\$ 8,882,847	\$ 9,263,933	\$ 9,470,774
Expenses Excluding Finance Costs (Refer notes 1, 2 & 11)			
Governance	\$ (645,538)	\$ (563,547)	\$ (753,911)
General Purpose Funding	\$ (295,691)	\$ (266,155)	\$ (330,558)
Law, Order and Public Safety	\$ (529,189)	\$ (663,493)	\$ (732,642)
Health	\$ (225,490)	\$ (209,614)	\$ (250,024)
Education and Welfare	\$ (84,561)	\$ (90,937)	\$ (79,671)
Community Amenities	\$ (1,004,154)	\$ (1,013,706)	\$ (1,116,648)
Recreation and Culture	\$ (1,422,471)	\$ (1,370,035)	\$ (1,598,841)
Transport	\$ (3,129,475)	\$ (3,498,861)	\$ (4,139,384)
Economic Services	\$ (1,234,289)	\$ (1,387,765)	\$ (1,391,341)
Other Property and Services	\$ (407,510)	\$ (260,935)	\$ (239,199)
	\$ (8,978,369)	\$ (9,325,047)	\$ (10,632,219)
Finance Costs (Refer notes 2 & 5)			
Governance	\$ (133,078)	\$ (130,166)	\$ (127,245)
Health	\$ (7,578)	\$ (2,950)	\$ -
Recreation and Culture	\$ (11,527)	\$ (11,072)	\$ (10,299)
Economic Services	\$ (131,845)	\$ (155,464)	\$ -
	\$ (284,028)	\$ (299,652)	\$ (137,544)
Non-Operating Grants, Subsidies & Contributions			
General Purpose Funding	\$ -	\$ -	\$ -
Law, Order and Public Safety	\$ 75,909	\$ 161,810	\$ 6,218
Health	\$ -	\$ -	\$ -
Community Amenities	\$ 30,000	\$ -	\$ 26,000
Recreation and Culture	\$ 864,103	\$ 922,296	\$ 1,160,164
Transport	\$ 1,311,736	\$ 1,308,437	\$ 1,314,333
Economic Services	\$ 60,000	\$ 2,300,000	\$ -
Other Property and Services	\$ -	\$ -	\$ -
	\$ 2,341,748	\$ 4,692,543	\$ 2,506,715
Profit/(Loss) on Disposal of Assets (Refer note 4)			
Governance	\$ 8,151	\$ 16,784	\$ (10,920)
Law, Order and Public Safety	\$ -	\$ -	\$ 3,676
Health	\$ 5,191	\$ 1,568	\$ (6,620)
Education and Welfare	\$ -	\$ (4,538)	\$ -
Community Amenities	\$ 3,656	\$ 635	\$ (16,463)
Recreation and Culture	\$ -	\$ -	\$ -
Transport	\$ -	\$ -	\$ -
Economic Services	\$ 7,018	\$ 4,931	\$ 4,147
Other Property and Services	\$ 39,264	\$ 55,266	\$ (41,216)
	\$ 63,279	\$ 74,646	\$ (67,396)
Net Result	\$ 2,025,478	\$ 4,406,423	\$ 1,140,331
Other Comprehensive Income	\$ -	\$ -	\$ -
TOTAL COMPREHENSIVE INCOME	\$ 2,025,478	\$ 4,406,423	\$ 1,140,331

NB: Other Comprehensive Income (if any) is impacted upon by external forces and is not able to be reliably estimated.

It is anticipated in all instances, any other comprehensive income will relate to non-cash transactions and as such, have no impact on this budget document.


This statement is to be read in conjunction with the accompanying notes

	Note	Budget 30 June 2011	Actual (est.) 30 June 2011	Budget 30 June 2012
Cash Flows from Operating Activities				
Receipts				
Rates		\$ 4,724,692	\$ 4,792,070	\$ 5,142,267
Operating Grants, Subsidies & Contributions		\$ 2,139,371	\$ 2,338,475	\$ 2,355,251
Fees and Charges		\$ 2,076,048	\$ 2,274,590	\$ 1,694,757
Interest Earnings		\$ 158,500	\$ 235,013	\$ 236,000
Goods and Services Tax		\$ 364,050	\$ 416,237	\$ 366,413
Other Revenue		\$ 8,727	\$ 23,578	\$ 42,499
		\$ 9,471,387	\$ 10,079,963	\$ 9,837,188
Payments				
Employee Costs		\$ (3,465,165)	\$ (3,621,160)	\$ (3,771,701)
Materials and Contracts		\$ (1,957,746)	\$ (1,838,407)	\$ (2,107,651)
Utility Charges		\$ (198,147)	\$ (199,900)	\$ (210,346)
Insurance Expenses		\$ (227,876)	\$ (212,039)	\$ (227,909)
Interest Expenses		\$ (281,859)	\$ (297,992)	\$ (62,401)
Goods and Services Tax		\$ (421,978)	\$ (462,485)	\$ (407,126)
Other Expenditure		\$ (313,456)	\$ (250,652)	\$ (302,729)
		\$ (6,866,227)	\$ (6,882,635)	\$ (7,089,862)
Net cash provided by Operating Activities	12(b)	\$ 2,605,160	\$ 3,197,328	\$ 2,747,326
Cash Flows from Investing Activities				
Proceeds from Sale of Plant and Equipment	4	\$ 371,100	\$ 386,995	\$ 281,163
Non-Operating Grants, Subsidies and Contributions		\$ 2,341,748	\$ 4,692,543	\$ 2,506,715
Payments for Purchase of Property, Plant and Equipment	3	\$ (3,353,961)	\$ (2,562,107)	\$ (3,013,161)
Payments for Construction of Infrastructure	3	\$ (2,683,463)	\$ (2,779,328)	\$ (3,534,976)
Net Cash Used in Investing Activities		\$ (3,324,576)	\$ (261,897)	\$ (3,760,258)
Cash Flows from Financing Activities				
Repayment of Debentures	5	\$ (278,931)	\$ (2,245,220)	\$ (142,639)
Proceeds from Self Supporting Loans		\$ 16,789	\$ 16,717	\$ 18,017
Net Cash Provided By (Used in) Financing Activities		\$ (262,143)	\$ (2,228,503)	\$ (124,622)
Net Increase/(Decrease) in Cash Held		\$ (981,559)	\$ 706,928	\$ (1,137,554)
Add Cash at Beginning of Year		\$ 1,472,376	\$ 1,428,440	\$ 2,135,368
Cash and Cash Equivalents at the End of the Year	12(a)	\$ 490,817	\$ 2,135,368	\$ 997,814

This statement is to be read in conjunction with the accompanying notes

	Note	Budget 30 June 2011	Actual (Est.) 30 June 2011	Budget 30 June 2012
Revenues				
	1,2			
Governance		\$ 56,254	\$ 146,791	\$ 70,103
General Purpose Funding (Excluding rates)		\$ 1,236,230	\$ 1,641,562	\$ 1,368,386
Law, Order and Public Safety		\$ 922,584	\$ 594,878	\$ 971,970
Health		\$ 72,191	\$ 72,165	\$ 67,450
Education and Welfare		\$ -	\$ 55	\$ -
Community Amenities		\$ 668,375	\$ 647,824	\$ 395,700
Recreation and Culture		\$ 1,112,935	\$ 1,210,546	\$ 1,426,897
Transport		\$ 1,312,736	\$ 1,398,955	\$ 1,314,833
Economic Services		\$ 947,834	\$ 3,445,222	\$ 941,953
Other Property and Services		\$ 498,806	\$ 347,915	\$ 294,511
		\$ 6,827,944	\$ 9,505,913	\$ 6,851,802
Expenses				
	1,2			
Governance		\$ (778,616)	\$ (693,713)	\$ (892,076)
General Purpose Funding		\$ (295,691)	\$ (266,155)	\$ (330,558)
Law, Order and Public Safety		\$ (529,189)	\$ (663,493)	\$ (732,642)
Health		\$ (233,069)	\$ (212,564)	\$ (256,644)
Education & Welfare		\$ (84,561)	\$ (90,937)	\$ (79,671)
Community Amenities		\$ (1,004,154)	\$ (1,013,706)	\$ (1,133,111)
Recreation and Culture		\$ (1,433,999)	\$ (1,381,107)	\$ (1,609,140)
Transport		\$ (3,129,475)	\$ (3,498,861)	\$ (4,139,384)
Economic Services		\$ (1,366,134)	\$ (1,585,520)	\$ (1,396,286)
Other Property Services		\$ (407,510)	\$ (260,935)	\$ (284,227)
		\$ (9,262,397)	\$ (9,666,990)	\$ (10,853,738)
Net Operating Result Excluding Rates		\$ (2,434,452)	\$ (161,077)	\$ (4,001,936)
Adjustments for Cash Budget Requirements:				
Non-Cash Expenditure and Revenue				
(Profit) / Loss on Asset Disposals	4	\$ (63,279)	\$ (74,646)	\$ 67,396
Depreciation and Amortisation on Assets	2a	\$ 2,700,786	\$ 3,427,687	\$ 3,855,951
Capital Expenditure and Revenue				
Purchase Land and Buildings	3	\$ (1,469,032)	\$ (1,082,490)	\$ (1,257,097)
Purchase Infrastructure Assets - Roads	3	\$ (2,511,122)	\$ (2,180,651)	\$ (2,476,774)
Purchase Infrastructure Assets - Parks	3	\$ (509,138)	\$ (558,374)	\$ (1,277,930)
Purchase Plant and Machinery	3	\$ (1,800,529)	\$ (1,448,544)	\$ (1,650,894)
Purchase Furniture and Equipment	3	\$ (84,400)	\$ (46,768)	\$ (295,057)
Proceeds from Disposal of Assets	4	\$ 371,100	\$ 386,995	\$ 281,163
Repayment of Debentures	5	\$ (278,931)	\$ (2,245,220)	\$ (142,639)
Self Supporting Loan Principal Revenue	5	\$ 16,789	\$ 16,717	\$ 18,017
Transfer to Reserves	6	\$ (685,000)	\$ (725,594)	\$ (773,500)
Transfer from Reserves	6	\$ 572,727	\$ 525,000	\$ 695,227
ADD Estimated Surplus / (Deficit) July 1 B/Fwd	7	\$ 1,679,550	\$ 1,498,962	\$ 1,815,805
LESS Estimated Surplus / (Deficit) June 30 C/Fwd	7	\$ -	\$ 1,815,805	\$ -
		\$ -	\$ -	\$ -
Amount Required to be Raised from Rates	8	\$ (4,494,931)	\$ (4,483,807)	\$ (5,142,267)

This statement is to be read in conjunction with the accompanying notes



CAPITAL ITEMS





DETAILED CAPITAL PROGRAMS

Adopted Budget 2011/2012

	Responsible Officer	Account Number	Renewal, New or Upgrade	Amended Budget 30 June 2011	Estimated Actual 30 June 2011	Budget 30 June 2012	Source of Funds
<u>PROGRAM 3 - GENERAL PURPOSE FUNDING</u>							
OTHER GENERAL PURPOSE FUNDING							
Capital Income							
Country Local Government Fund - R for R	DCEO	40000.0400		\$ -	\$ -	\$ -	
Total Capital Income				\$ -	\$ -	\$ -	
Transfers to Reserve Funds							
Transfers to Reserve Funds	DCEO	50301.0398		\$ (670,000)	\$ (670,000)	\$ (718,500)	Municipal
Transfer Interest to Reserve Funds	DCEO	50301.0399		\$ (50,000)	\$ (55,594)	\$ (55,000)	Municipal
Total Transfers to Reserve Funds				\$ (720,000)	\$ (725,594)	\$ (773,500)	
<u>PROGRAM 4 - GOVERNANCE</u>							
MEMBERS OF COUNCIL							
Capital Expenditure							
Purchase Vehicle - Governance	MGR WORKS	50401.0006	R	\$ (26,794)	\$ (26,794)	\$ -	
Total Capital Expenditure				\$ (26,794)	\$ (26,794)	\$ -	
Capital Income							
Trade In Vehicle - Governance	MGR WORKS	40401.0105		\$ 18,450	\$ 18,450	\$ -	
Total Capital Income				\$ 18,450	\$ 18,450	\$ -	
OTHER GOVERNANCE							
Capital Expenditure							
Sound System Council Chambers	DCEO	50421.0252	N	\$ -	\$ -	\$ (25,000)	Municipal
Large TV / Monitor - Council Chambers	DCEO	50422.0006	N	\$ -	\$ -	\$ (5,000)	Municipal
Telephone Voicemail System Upgrade	DCEO	50413.0006	U	\$ -	\$ -	\$ (4,000)	Municipal
iPads & Wireless Modems - Elected Members	DCEO	50423.0006	N	\$ -	\$ -	\$ (2,000)	Municipal
Total Capital Expenditure				\$ -	\$ -	\$ (36,000)	



DETAILED CAPITAL PROGRAMS

Adopted Budget 2011/2012

	Responsible Officer	Account Number	Renewal, New or Upgrade	Amended Budget 30 June 2011	Estimated Actual 30 June 2011	Budget 30 June 2012	Source of Funds
OVERHEADS - ADMINISTRATION							
Capital Expenditure							
Purchase Vehicle - CEO	MGR WORKS	50416.0006	R	\$ (46,585)	\$ (46,848)	\$ -	
Purchase Vehicle - DCEO	MGR WORKS	50417.0006	R	\$ -	\$ -	\$ (47,750)	Municipal
Purchase Vehicle - Manager Community Services	MGR WORKS	50418.0006	R	\$ (39,700)	\$ (39,344)	\$ -	
Computer Hardware Replacement Program	DCEO	50419.0006	R	\$ (12,000)	\$ (11,818)	\$ (15,000)	Municipal
Hardware - Managed Services	DCEO	51429.0006	R	\$ (15,000)	\$ -	\$ (20,000)	Municipal
Overhead Data Projector - Meeting Room	DCEO	51430.0006	R	\$ (3,000)	\$ (2,614)	\$ (5,000)	Municipal
Refurbishment - Lot 337 Martin Street - Council Homes	BLDG SRVR	51431.0252	R	\$ (20,000)	\$ (14,478)	\$ (45,522)	Municipal
Seal Driveways - Lot 337 Martin Street - Council Homes	MGR WORKS	51432.0252	U	\$ (4,000)	\$ -	\$ (4,000)	Municipal
Flywire doors to lunch room in Administration Building	BLDG SRVR	51433.0252	U	\$ (5,000)	\$ (4,114)	\$ -	
Total Capital Expenditure				\$ (145,285)	\$ (119,216)	\$ (137,272)	
Capital Income							
Trade In Vehicle - CEO	MGR WORKS	40416.0105		\$ 19,100	\$ 19,091	\$ -	
Trade In Vehicle - DCEO	MGR WORKS	40417.0105		\$ -	\$ -	\$ 19,545	
Trade In Vehicle - Mgr Community Services	MGR WORKS	40418.0105		\$ 24,500	\$ 24,545	\$ -	
Total Capital Income				\$ 43,600	\$ 43,636	\$ 19,545	
TOTAL GOVERNANCE AND ADMIN. CAPITAL EXPENSES				\$ (172,079)	\$ (146,010)	\$ (173,272)	
TOTAL GOVERNANCE AND ADMIN. CAPITAL INCOME				\$ 62,050	\$ 62,086	\$ 19,545	
<u>PROGRAM 5 - LAW, ORDER & PUBLIC SAFETY</u>							
FIRE PREVENTION - COUNCIL							
Capital Expenditure							
Purchase Vehicle - Community Emergency Services Manager	MGR WORKS	50520.0006	R	\$ -	\$ -	\$ (35,250)	Municipal
Shed To House New Fire Truck - Forest Hill BFB	MGR COMM SVCS	50521.0006	N	\$ (63,818)	\$ (65,129)	\$ -	
<i>Sub-total - Cash</i>				<i>\$ (63,818)</i>	<i>\$ (65,129)</i>	<i>\$ (35,250)</i>	
Fire Truck - New - Denbarker BFB (Non Cash)	MGR COMM SVCS	50514.0006	R	\$ (242,000)	\$ -	\$ (242,000)	FESA Grant
Fire Truck - New - Narpyn BFB (Non Cash)	MGR COMM SVCS	50517.0006	R	\$ (242,000)	\$ (257,977)	\$ -	
Fire Truck - Refurbished - Perillup BFB (Non Cash)	MGR COMM SVCS	50518.0006	R	\$ (58,000)	\$ -	\$ (58,000)	FESA Grant
Fire Truck - New - Perillup BFB (Non Cash)	MGR COMM SVCS	51434.0006	R	\$ (160,000)	\$ -	\$ (160,000)	FESA Grant
Fire Truck - New - Porongurup BFB (Non Cash)	MGR COMM SVCS	50523.0006	R	\$ (254,100)	\$ -	\$ (254,100)	FESA Grant
Fire Shed - South Porongurup BFB (Non Cash)	MGR COMM SVCS	50526.0006	R	\$ (89,210)	\$ (92,443)	\$ -	
<i>Sub-total - Non Cash</i>				<i>\$ (1,045,310)</i>	<i>\$ (350,420)</i>	<i>\$ (714,100)</i>	
Total Capital Expenditure				\$ (1,109,128)	\$ (415,549)	\$ (749,350)	

	Responsible Officer	Account Number	Renewal, New or Upgrade	Amended Budget 30 June 2011	Estimated Actual 30 June 2011	Budget 30 June 2012	Source of Funds
Capital Income							
Trade In Vehicle - CESM	MGR WORKS	40511.0105		\$ -	\$ -	\$ 22,730	
Grant - Shed To House New Fire Truck - Forest Hill BFB	MGR COMM SVCS	40421.0451		\$ 70,909	\$ 70,910	\$ -	
Grant - Shed - South Porongurup BFB	MGR COMM SVCS	40422.0451		\$ 70,909	\$ 90,900	\$ -	
Total Capital Income				\$ 141,818	\$ 161,810	\$ 22,730	
EMERGENCY SERVICES LEVY							
State Emergency Service							
Capital Expenditure							
Hand Winch & Recovery Supplies	CESM	50525.0006	R	\$ (1,218)	\$ (1,107)	\$ -	
Total Capital Expenditure				\$ (1,218)	\$ (1,107)	\$ -	
Capital Income							
Grant - Air Conditioning Unit For SES Building	MGR COMM SVCS	40420.0451		\$ 5,000	\$ -	\$ 5,000	
Grant - Hand Winch & Recovery Supplies	CESM	40425.0451		\$ 1,218	\$ -	\$ 1,218	
Total Capital Income				\$ 6,218	\$ -	\$ 6,218	
ANIMAL CONTROL							
Capital Expenditure							
Purchase Vehicle - Ranger	MGR WORKS	50511.0006	R	\$ -	\$ -	\$ (50,450)	Municipal
Total Capital Expenditure				\$ -	\$ -	\$ (50,450)	
Capital Income							
Trade In Vehicle - Ranger	MGR WORKS	40511.0105		\$ -	\$ -	\$ 29,090	
Total Capital Income				\$ -	\$ -	\$ 29,090	
TOTAL LAW, ORDER AND PUBLIC SAFETY CAPITAL EXPENSE				\$ (1,110,346)	\$ (416,656)	\$ (799,800)	
TOTAL LAW, ORDER AND PUBLIC SAFETY CAPITAL INCOME				\$ 148,036	\$ 161,810	\$ 58,038	

	Responsible Officer	Account Number	Renewal, New or Upgrade	Amended Budget 30 June 2011	Estimated Actual 30 June 2011	Budget 30 June 2012	Source of Funds
PROGRAM 7 - HEALTH							
HEALTH ADMIN. & INSPECTION							
Capital Expenditure							
Purchase of Vehicle - EHO	MGR WORKS	50721.0006	R	\$ (29,578)	\$ (29,578)	\$ (35,250)	Municipal
Total Capital Expenditure				\$ (29,578)	\$ (29,578)	\$ (35,250)	
Capital Income							
Trade In Vehicle - EHO	MGR WORKS	40721.0105		\$ 20,182	\$ 20,182	\$ 20,000	
Total Capital Income				\$ 20,182	\$ 20,182	\$ 20,000	
PREVENTIVE SERVICES - OTHER							
Capital Expenditure							
Plantagenet Medical Centre	MGR COMM SVCS	50722.0252	U	\$ (40,129)	\$ (8,423)	\$ -	
Total Capital Expenditure				\$ (40,129)	\$ (8,423)	\$ -	
TOTAL HEALTH CAPITAL EXPENSES				\$ (69,707)	\$ (38,001)	\$ (35,250)	
TOTAL HEALTH CAPITAL INCOME				\$ 20,182	\$ 20,182	\$ 20,000	
PROGRAM 8 - EDUCATION & WELFARE							
AGED & DISABLED							
Capital Expenditure							
HACC - External Door, Flyscreen Door & Paving	MGR COMM SVCS	50821.0252	U	\$ (3,000)	\$ (1,408)	\$ -	
Total Capital Expenditure				\$ (3,000)	\$ (1,408)	\$ -	
OTHER EDUCATION							
Capital Expenditure							
Mt Barker Playgroup - Renovation of Toilet & Laundry (FAG)	DCEO	50823.0252	R	\$ -	\$ -	\$ (4,819)	Municipal
Total Capital Expenditure				\$ -	\$ -	\$ (4,819)	
TOTAL EDUCATION AND WELFARE CAPITAL EXPENSE				\$ (3,000)	\$ (1,408)	\$ (4,819)	
TOTAL EDUCATION AND WELFARE CAPITAL INCOME				\$ -	\$ -	\$ -	



DETAILED CAPITAL PROGRAMS

Adopted Budget 2011/2012

	Responsible Officer	Account Number	Renewal, New or Upgrade	Amended Budget 30 June 2011	Estimated Actual 30 June 2011	Budget 30 June 2012	Source of Funds
<u>PROGRAM 10 - COMMUNITY AMENITIES</u>							
WASTE DISPOSAL SITES							
Capital Expenditure							
Transfer Stations - Safety Barriers	MGR WORKS	51007.0252	U	\$ (3,600)	\$ (3,573)	\$ -	
Investigations & Testing of Any Proposed New Site	MGR WORKS	51003.0252	R	\$ (67,727)	\$ -	\$ (67,727)	Waste Site Reserve \$48k; Rest Municipal
O'Neill Road Site - Sullage Pond Replacement	EHO	51004.0252	R	\$ (20,000)	\$ (9,555)	\$ (20,445)	Municipal
Attended Tip Sites - Sanitary & Lighting Upgrade	MGR WORKS	51006.0252	U	\$ (5,859)	\$ (254)	\$ (5,605)	R for R
Transfer Stations - Water Tanks & Stands	MGR WORKS	51435.0006	U	\$ (4,260)	\$ (2,278)	\$ (1,982)	Municipal
O'Neill Landfill Site - Upgrade	MGR WORKS	51437.0252	U	\$ (179,000)	\$ (45,084)	\$ (133,916)	R for R \$100K; Rest Municipal
Kendenup Transfer Station - Co-mingled Waste Bin	MGR WORKS	51458.0006	N	\$ -	\$ -	\$ (3,800)	Municipal
Total Capital Expenditure				\$ (280,446)	\$ (60,744)	\$ (233,475)	
Capital Income							
Transfers from Reserve Funds	DCEO	41001.0486		\$ 47,727	\$ -	\$ 47,727	
Total Capital Income				\$ 47,727	\$ -	\$ 47,727	
TOWN PLANNING							
Capital Expenditure							
Purchase Vehicle - Mgr Development Services	MGR WORKS	51012.0006	R	\$ (38,200)	\$ (38,200)	\$ (39,200)	Municipal
Purchase Vehicle - Planning Officer	MGR WORKS	51013.0006	N	\$ -	\$ -	\$ (29,850)	Municipal
Total Capital Expenditure				\$ (38,200)	\$ (38,200)	\$ (69,050)	
Capital Income							
Trade In Vehicle - Mgr Development Services	MGR WORKS	41011.0105		\$ 27,636	\$ 27,636	\$ 21,700	
Trade In Vehicle - Planning Officer	MGR WORKS	41012.0105		\$ -	\$ -	\$ 9,500	
Total Capital Income				\$ 27,636	\$ 27,636	\$ 31,200	
CEMETERIES							
Capital Expenditure							
Cemetery Land Design/Development - Royalties For Regions	MGR WORKS	51020.0252	U	\$ (220,677)	\$ (211,697)	\$ -	
Cemetery - Kendenup - Vermin Proof Fence	MGR WORKS	51459.0252	U	\$ -	\$ -	\$ (5,700)	Municipal
Total Capital Expenditure				\$ (220,677)	\$ (211,697)	\$ (5,700)	



DETAILED CAPITAL PROGRAMS

Adopted Budget 2011/2012

	Responsible Officer	Account Number	Renewal, New or Upgrade	Amended Budget 30 June 2011	Estimated Actual 30 June 2011	Budget 30 June 2012	Source of Funds
OTHER COMMUNITY AMENITIES							
Capital Expenditure							
Kendenup Street Sign Program	MGR COMM SVCS	51017.0358	U	\$ (1,282)	\$ (1,150)	\$ -	
Caravan Waste Dump Point	MGR DEV SVCS	51438.0252	N	\$ (5,000)	\$ -	\$ (5,000)	Municipal
CCTV Expansion	MGR DEV SVCS	51485.0006	U	\$ -	\$ -	\$ (52,000)	Shire Dev Reserve \$26k, CPC Grant \$26k
Total Capital Expenditure				\$ (6,282)	\$ (1,150)	\$ (57,000)	
Capital Income							
Transfers from Reserve Funds	DCEO	41013.0486		\$ -	\$ -	\$ 26,000	
Grant Income - CCTV Expansion	MGR DEV SVCS	41014.0450		\$ -	\$ -	\$ 26,000	
Total Capital Income				\$ -	\$ -	\$ 52,000	
TOTAL COMMUNITY AMENITIES CAPITAL EXPENSES				\$ (545,605)	\$ (311,791)	\$ (365,225)	
TOTAL COMMUNITY AMENITIES CAPITAL INCOME				\$ 75,363	\$ 27,636	\$ 130,927	
<u>PROGRAM 11 - RECREATION & CULTURE</u>							
PUBLIC HALLS & CIVIC CENTRES							
Capital Expenditure							
Town Hall - Fence around Lesser Hall Gazebo area	BLDG SRVR	51107.0252	U	\$ (2,319)	\$ (620)	\$ -	
Lesser Hall - Upgrade Flooring etc	MGR COMM SVCS	51109.0252	R	\$ (6,745)	\$ -	\$ -	
Lesser Hall - Grease Arrestor Trap	BLDG SRVR	51129.0252	U	\$ (1,372)	\$ (989)	\$ -	
District Hall - Reseal Eastern Carpark & Repair Footpath	MGR WORKS	51439.0252	R	\$ (5,000)	\$ -	\$ (5,000)	Municipal
District Hall - Repaint Internal Walls & Repair Ceiling	BLDG SRVR	51440.0252	R	\$ (10,000)	\$ -	\$ (10,000)	Municipal
Town Hall - Tile Male Toilets	BLDG SRVR	51460.0252	U	\$ -	\$ -	\$ (10,000)	Municipal
Kendenup Country Club - 52,000L tank (FAG)	DCEO	51461.0252	U	\$ -	\$ -	\$ (2,250)	Municipal
Mount Barker Speedway Club - Lockable Shed (FAG)	DCEO	51462.0252	U	\$ -	\$ -	\$ (3,000)	Municipal
Total Capital Expenditure				\$ (25,436)	\$ (1,609)	\$ (30,250)	
Capital Income							
GSDC - RFR Grant - Equine Water & Power Extension	DCEO	41016.0400		\$ 4,000	\$ 4,000	\$ -	
Total Capital Income				\$ 4,000	\$ 4,000	\$ -	

	Responsible Officer	Account Number	Renewal, New or Upgrade	Amended Budget 30 June 2011	Estimated Actual 30 June 2011	Budget 30 June 2012	Source of Funds
MOUNT BARKER SWIMMING POOL							
Capital Expenditure							
Additional Lighting at Swimming Pool (Safety)	MGR COMM SVCS	51441.0252	U	\$ (4,841)	\$ (4,683)	\$ -	
Software Management System For Swimming Pool	MGR COMM SVCS	51442.0006	N	\$ -	\$ -	\$ (8,500)	Municipal
Computer Upgrade	DCEO	51443.0006	R	\$ (1,500)	\$ (1,009)	\$ -	
Chlorine Leak Detection System	MGR COMM SVCS	51463.0006	N	\$ -	\$ -	\$ (16,100)	Municipal
Galvanised Chlorine Cylinder Transport Module	MGR COMM SVCS	51464.0006	N	\$ -	\$ -	\$ (1,100)	Municipal
New Hot Water System	MGR COMM SVCS	51465.0252	R	\$ -	\$ -	\$ (8,200)	Municipal
Pro Pool Blaster	MGR COMM SVCS	51466.0006	N	\$ -	\$ -	\$ (1,000)	Municipal
uPVC Pre Pump Strainer	MGR COMM SVCS	51467.0006	N	\$ -	\$ -	\$ (3,300)	Municipal
Emergency Chemical Washdown Shower	MGR COMM SVCS	51468.0006	N	\$ -	\$ -	\$ (1,500)	Municipal
Repairs To Plant Room Building Structure	MGR COMM SVCS	51469.0252	R	\$ -	\$ -	\$ (15,000)	Municipal
Total Capital Expenditure				\$ (6,341)	\$ (5,692)	\$ (54,700)	
RECREATION CENTRE							
Capital Expenditure							
Computer Upgrade	DCEO	51139.0006	R	\$ (1,500)	\$ (2,250)	\$ (1,500)	Municipal
Gym Equipment - Rowing Mach, Lat Pull Down, Parallel Bars	MGR COMM SVCS	51111.0006	R	\$ (5,000)	\$ (4,545)	\$ (11,600)	Municipal
Reseal Recreation Centre Floors	MGR COMM SVCS	51444.0252	R	\$ (9,252)	\$ (9,252)	\$ -	
Software Management System	MGR COMM SVCS	51445.0006	N	\$ (8,400)	\$ (5,943)	\$ (2,457)	Municipal
Emergency External Power Supply	MGR COMM SVCS	51454.0252	N	\$ (3,200)	\$ (3,293)	\$ -	
Roof Repairs	MGR COMM SVCS	50524.0252	R	\$ (29,240)	\$ (29,240)	\$ -	
Aiconditioning in Gym	MGR COMM SVCS	51470.0252	N	\$ -	\$ -	\$ (13,600)	50% Municipal, 50% Dept of Education
Install Entry Gate - Rec Centre Entry	MGR COMM SVCS	51471.0252	N	\$ -	\$ -	\$ (9,900)	Municipal
Install Tree & Seats at Front of Centre	MGR COMM SVCS	51472.0252	N	\$ -	\$ -	\$ (5,000)	50% Municipal, 50% Dept of Education
Access Control System External Toilets and Changerooms	MGR COMM SVCS	51473.0252	U	\$ -	\$ -	\$ (4,700)	Municipal
Total Capital Expenditure				\$ (56,592)	\$ (54,523)	\$ (48,757)	
Capital Income							
Lotterywest Grant - Emergency External Power Supply	MGR COMM SVCS	41112.0489		\$ 1,900	\$ 1,953	\$ -	
Capital Contributions - Dept of Education	MGR COMM SVCS	41113.0227		\$ 29,240	\$ 29,240	\$ 9,300	
Total Capital Income				\$ 31,140	\$ 31,193	\$ 9,300	

	Responsible Officer	Account Number	Renewal, New or Upgrade	Amended Budget 30 June 2011	Estimated Actual 30 June 2011	Budget 30 June 2012	Source of Funds
PARKS & RECREATION GROUNDS							
Capital Expenditure							
Frost Park Water Reuse Scheme	EHO	51115.0251	R	\$ (10,000)	\$ (2,321)	\$ (12,679)	Municipal
Trail Formation	MGR COMM SVCS	51118.0251	N	\$ (2,000)	\$ -	\$ (2,000)	Municipal
Wilson Park/Centenary Park Redevelopment (Toilets)	MGR COMM SVCS	51124.0252	U	\$ (105,000)	\$ (101,521)	\$ -	Muni 18k 2010/11, Comm Facility Grant \$2k & Muni \$45k 2011/12
Nature Play Development (Centenary/Wilson Park)	MGR COMM SVCS	51140.0006	U	\$ (54,926)	\$ (34,818)	\$ (65,108)	
Skate Park - Mount Barker	MGR COMM SVCS	51141.0251	U	\$ (233,500)	\$ (227,850)	\$ (5,650)	Municipal
Skate Park - Kendenup	MGR COMM SVCS	51147.0251	N	\$ (172,500)	\$ (168,400)	\$ (4,100)	Municipal
Frost / Sounness Parks Improvement Planning	MGR COMM SVCS	51142.0251	U	\$ (204,826)	\$ (9,933)	\$ (194,893)	Municipal
Frost Park - Replacement of Sewage Pumps & Valves	BLDG SRVR	51146.0251	R	\$ (5,269)	\$ (4,030)	\$ -	
Kendenup Ag Grounds - Demolish & Replace Public Toilets	MGR COMM SVCS	51474.0251	R	\$ -	\$ -	\$ (105,500)	R for R (GSDC) \$60k; Rest Municipal
Frost / Sounness Parks - Implement Recreation Plan	MGR COMM SVCS	51475.0251	U	\$ -	\$ -	\$ (848,000)	R for R \$675,500; Shire Dev Res \$172,500
Sounness Park - Remove Shed / Refurbish Public Toilets	BLDG SRVR	51476.0251	R	\$ -	\$ -	\$ (40,000)	Municipal
Total Capital Expenditure				\$ (788,021)	\$ (548,873)	\$ (1,277,930)	
Capital Income							
Wilson/Centenary Park	MGR COMM SVCS	41120.0483		\$ 5,664	\$ 5,664	\$ -	
Trail Development Program Grants	MGR COMM SVCS	41120.0484		\$ 12,000	\$ 10,000	\$ -	
Rocky Gully/Narrakup Playground Equipment - Lotterywest	MGR COMM SVCS	41120.0489		\$ 35,000	\$ 35,000	\$ -	
Principal Repayments - Loan No 86 - MB Golf Club (SS)	ACCOUNTANT	41121.0329		\$ 1,458	\$ 1,554	\$ 1,656	
Principal Repayments - Loan No 91 - MB Golf Club (SS)	ACCOUNTANT	41121.0388		\$ 14,186	\$ 15,235	\$ 16,361	
Transfer from Trust - Public Open Space	ACCOUNTANT	41122.0243		\$ 40,000	\$ 32,500	\$ 7,500	
Mount Barker Youth Space & Skate Park Grants	MGR COMM SVCS	41123.0202		\$ 60,000	\$ 20,000	\$ 40,000	
Transfers from Reserve Funds	DCEO	41127.0486		\$ 7,000	\$ -	\$ 172,500	
Grant Income - Mount Barker Skate Park	MGR COMM SVCS	41128.0441		\$ 76,850	\$ 76,850	\$ -	
Grant Income - Kendenup Skate Park	MGR COMM SVCS	41128.0442		\$ 105,000	\$ 30,000	\$ 75,000	
Contributions - Mount Barker Skate Park	MGR COMM SVCS	41129.0441		\$ 13,150	\$ 9,091	\$ 4,059	
Contributions - Kendenup Skate Park	MGR COMM SVCS	41129.0442		\$ 5,000	\$ 5,980	\$ -	
CLGF (R for R) - Frost / Sounness Parks (2010/11 Allocation)	MGR COMM SVCS	41120.0400		\$ -	\$ -	\$ 675,500	
Royalties for Regions - Grant for Kendenup Public Toilets	MGR COMM SVCS	41120.0401		\$ -	\$ -	\$ 60,000	
Total Capital Income				\$ 375,308	\$ 241,874	\$ 1,052,576	
LIBRARY SERVICES							
Mount Barker Library & Art Gallery							
Capital Expenditure							
New Library Fitout	MGR COMM SVCS	51144.0006	U	\$ (79,000)	\$ (54,555)	\$ (79,445)	Municipal \$25k 2010/11 & \$55k 2011/12
Computer Upgrade - 2 x Rocky Gully	DCEO	51122.0006	R	\$ (3,000)	\$ (3,027)	\$ (3,000)	Municipal
Total Capital Expenditure				\$ (82,000)	\$ (57,582)	\$ (82,445)	

	Responsible Officer	Account Number	Renewal, New or Upgrade	Amended Budget 30 June 2011	Estimated Actual 30 June 2011	Budget 30 June 2012	Source of Funds
OTHER RECREATION & CULTURE (Mitchell House, Police Station Museum)							
Capital Expenditure							
Mount Barker Community Centre	MGR COMM SVCS	51145.0252	U	\$ (183,247)	\$ (181,764)	\$ (1,483)	Lotterywest
Mount Barker Community Centre Fitout	MGR COMM SVCS	51148.0252	U	\$ (345,000)	\$ (221,527)	\$ (123,473)	Lotterywest
Mount Barker Community Centre - Co-location	MGR COMM SVCS	51149.0252	U	\$ (100,000)	\$ (66,612)	\$ (33,388)	Regional Co-Location Grant
Mount Barker Community Centre - Upgrade Carpark	MGR WORKS	51151.0252	U	\$ (24,000)	\$ -	\$ (84,000)	Municipal
Fencing - Community Centre	MGR COMM SVCS	51446.0252	U	\$ (12,000)	\$ (11,302)	\$ -	
Public Art - Crane in Lowood Road	MGR WORKS	51150.0252	U	\$ (15,000)	\$ -	\$ (15,000)	RLCIP
Mount Barker Community Centre - Renew Guttering	MGR COMM SVCS	51477.0252	R	\$ -	\$ -	\$ (60,000)	Municipal
Mitchell House - Retaining Wall Repairs	BLDG SRVR	51478.0252	R	\$ -	\$ -	\$ (10,000)	Municipal
Mitchell House - Refurbish Kitchen	BLDG SRVR	51479.0252	R	\$ -	\$ -	\$ (15,440)	R for R (GSDC)
Kendenup Country Club - Stage 1	MGR COMM SVCS	51480.0252	R	\$ -	\$ -	\$ (150,000)	R for R (GSDC)
Total Capital Expenditure				\$ (679,247)	\$ (481,205)	\$ (492,784)	
Capital Income							
Lotterywest Grant - Mount Barker Community Centre	MGR COMM SVCS	41145.0489		\$ 333,103	\$ 331,620	\$ 1,483	
Regional Co-location Grant - Mount Barker Community Centre	MGR COMM SVCS	41120.0487		\$ 100,000	\$ 90,000	\$ 10,000	
Lotterywest Grant - Mount Barker Community Centre Fitout	MGR COMM SVCS	41146.0489		\$ 345,000	\$ 225,398	\$ 119,602	
RLCIP Grant - Public Art - Crane	DCEO	41147.0488		\$ 15,000	\$ 15,000	\$ -	
GSDC Grant - Mitchell House - Refurbish Kitchen	MGR COMM SVCS	41148.0401		\$ -	\$ -	\$ 7,720	
Grants & Contributions - Kendenup Country Club	MGR COMM SVCS	41148.0402		\$ -	\$ -	\$ 150,000	
Total Capital Income				\$ 793,103	\$ 662,018	\$ 288,805	
TOTAL RECREATION AND CULTURE CAPITAL EXPENSES				\$ (1,637,637)	\$ (1,149,484)	\$ (1,986,866)	
TOTAL RECREATION AND CULTURE CAPITAL INCOME				\$ 1,203,551	\$ 939,085	\$ 1,350,681	

PROGRAM 12 - TRANSPORT

ROAD CONSTRUCTION

Capital Expenditure

Regional Road Group

	Responsible Officer	Account Number	Renewal, New or Upgrade	Amended Budget 30 June 2011	Estimated Actual 30 June 2011	Budget 30 June 2012	Source of Funds
Porongurup Road - SLK 17.67 to SLK 20.67	MGR WORKS	51246.0250	R	\$ (46,729)	\$ (46,741)	\$ -	
Porongurup Road - SLK 23.67 To SLK 26.00	MGR WORKS	51294.0250	R	\$ (380,000)	\$ (394,744)	\$ -	
Woogenellup Road - SLK 29.04 To SLK 31.50	MGR WORKS	51245.0250	R	\$ (309,000)	\$ (288,584)	\$ -	
Woogenellup Road - SLK 33 to 36.72	MGR WORKS	51247.0250	R	\$ -	\$ -	\$ (492,000)	RRG, Municipal
Porongurup Road - SLK 26.00 to 28.18	MGR WORKS	51248.0250	R	\$ -	\$ -	\$ (380,000)	RRG, Municipal
				\$ (735,729)	\$ (730,069)	\$ (872,000)	

Blackspot

Woogenellup Road Floodway - Reseal	MGR WORKS	51252.0250	R	\$ (43,596)	\$ (35,637)	\$ -	
				\$ (43,596)	\$ (35,637)	\$ -	

TIRES

Spencer Road - SLK 5.2 to SLK 11	MGR WORKS	51273.0250	R	\$ (13,822)	\$ (234)	\$ -	
Spencer Road - SLK 0.0 to SLK 2.15	MGR WORKS	51264.0250	R	\$ (1,378)	\$ (516)	\$ -	
Spencer Road - SLK 6.0 to SLK 8.0	MGR WORKS	51265.0250	R	\$ (14,745)	\$ (1,547)	\$ -	
Spencer Road Bypass (Albany Highway slip lanes)	MGR WORKS	51270.0250	R	\$ (234)	\$ (13,759)	\$ -	
Spencer Road - SLK 8.20 To 12.42	MGR WORKS	51296.0250	R	\$ (525,000)	\$ (522,701)	\$ -	
Yellanup Road - SLK 4.0 to 6.6	MGR WORKS	51287.0250	R	\$ -	\$ -	\$ (100,000)	TIRES, Municipal
Spencer Road - SLK 0.0 to 4.5	MGR WORKS	51275.0250	R	\$ -	\$ -	\$ (200,000)	TIRES, Municipal
				\$ (555,179)	\$ (538,757)	\$ (300,000)	

Roads to Recovery

Stirling School Road - SLK 0.00 to SLK 8.72	MGR WORKS	51290.0250	R	\$ (41,022)	\$ (44,588)	\$ -	
Eulup Manurup Road - Reseal - SLK 0.26 To SLK 5.56	MGR WORKS	51291.0250	R	\$ (168,761)	\$ (152,782)	\$ (15,979)	RTR
Red Gum Pass Road - SLK 2.00 To SLK 6.00	MGR WORKS	51295.0250	R	\$ (239,400)	\$ (130,915)	\$ (108,485)	RTR
Lowood Road - Southern Entrance to Co-op Fuel	MGR WORKS	51297.0250	R	\$ -	\$ -	\$ (76,000)	RTR
Takalarup Road - SLK 2.80 to 8.84	MGR WORKS	51298.0250	R	\$ -	\$ -	\$ (250,000)	RTR
Wilson Rd - Albany Hwy to Craddock Rd	MGR WORKS	51307.0250	R	\$ -	\$ -	\$ (82,000)	RTR
				\$ (449,183)	\$ (328,285)	\$ (532,464)	

Country Local Government Fund (R for R)

Kendenup Footpaths	MGR WORKS	51401.0250	N	\$ (91,432)	\$ (91,432)	\$ -	
				\$ (91,432)	\$ (91,432)	\$ -	

	Responsible Officer	Account Number	Renewal, New or Upgrade	Amended Budget 30 June 2011	Estimated Actual 30 June 2011	Budget 30 June 2012	Source of Funds
Own Resources							
Pre Construction Future Works	MGR WORKS	51201.0250	R	\$ (20,000)	\$ (15,158)	\$ (30,000)	Municipal
Mount Barker Footpath Construction	MGR WORKS	51203.0250	R	\$ (45,000)	\$ (46,830)	\$ (50,000)	Municipal
Mount Barker Drainage Construction	MGR WORKS	51202.0250	R	\$ (15,000)	\$ (13,247)	\$ (30,000)	Municipal
Footpath Construction - Improvements & Extensions	MGR WORKS	51230.0250	R	\$ -	\$ -	\$ (5,000)	Municipal
Drainage Construction - Improvements & Extensions	MGR WORKS	51231.0250	R	\$ -	\$ -	\$ (5,000)	Municipal
Rocky Gully Townsite Drainage Upgrade	MGR WORKS	51220.0250	R	\$ (6,493)	\$ (6,477)	\$ -	
Moorilup Road - Widen & Resheet SLK 0.00 To SLK 1.65	MGR WORKS	51299.0250	R	\$ (105,000)	\$ (109,847)	\$ -	
Beattie Road - Widen & Resheet - SLK 0.00 To SLK 3.49	MGR WORKS	51300.0250	R	\$ (200,000)	\$ (114,772)	\$ -	
Woogenellup Rd North-Gravel Resheet-SLK 0.00 To SLK 2.30	MGR WORKS	51304.0250	R	\$ (100,000)	\$ (88,486)	\$ -	
Booth Street - Reseal - SLK 0.20 To SLK 0.99	MGR WORKS	51305.0250	R	\$ (48,000)	\$ (47,254)	\$ -	
Menston Street - Cul-de-sac (north end)	MGR WORKS	51232.0250	R	\$ -	\$ -	\$ (27,400)	Municipal
Mills Road - Entire length	MGR WORKS	51233.0250	R	\$ -	\$ -	\$ (43,450)	Municipal
Wilson Road - Craddock Rd to Carr Rd	MGR WORKS	51234.0250	R	\$ -	\$ -	\$ (47,500)	Municipal
Hambley Sreet - Intersection with Warburton Rd	MGR WORKS	51235.0250	R	\$ -	\$ -	\$ (17,360)	Municipal
Lowood Road Parking - Near Bakery	MGR WORKS	51236.0250	R	\$ -	\$ -	\$ (40,000)	Municipal
Kwornicup Road - SLK 0.00 to 4.23	MGR WORKS	51237.0250	R	\$ -	\$ -	\$ (85,000)	Municipal
Williams Road - Resheet & Improve Drainage - Full length	MGR WORKS	51238.0250	R	\$ -	\$ -	\$ (80,000)	Municipal
Short Street - Townscape Improvement Works	MGR WORKS	51239.0250	U	\$ -	\$ -	\$ (250,000)	GSDC Grant \$125k; Municipal \$125k
Beverley Road - Entry Statements	MGR WORKS	51240.0250	N	\$ -	\$ -	\$ (31,600)	Municipal
Martagallup Road - Grain Pull-in Bay	MGR WORKS	51249.0250	N	\$ -	\$ -	\$ (30,000)	Municipal
				\$ (539,493)	\$ (442,071)	\$ (772,310)	
Total Capital Expenditure				\$ (2,414,612)	\$ (2,166,251)	\$ (2,476,774)	
Capital Income							
Contributions to Roadworks	MGR WORKS	41205.0197		\$ -	\$ -	\$ -	
Direct Road Grants - Black Spot Funding	MGR WORKS	41201.0008		\$ 43,596	\$ 41,200	\$ -	
Direct Road Grants - Roads to Recovery Grants	MGR WORKS	41201.0204		\$ 408,161	\$ 408,161	\$ 408,000	
Direct Road Grants - TIRES Grants	MGR WORKS	41201.0205		\$ 350,000	\$ 350,000	\$ 200,000	
Direct Road Grants - Regional Roads Group Grants	MGR WORKS	41201.0207		\$ 509,979	\$ 509,076	\$ 581,333	
GSDC Grant - Short Street Townscape	MGR WORKS	41201.0401		\$ -	\$ -	\$ 125,000	
Total Capital Income				\$ 1,311,736	\$ 1,308,437	\$ 1,314,333	
TOTAL TRANSPORT CAPITAL EXPENSES				\$ (2,414,612)	\$ (2,166,251)	\$ (2,476,774)	
TOTAL TRANSPORT CAPITAL INCOME				\$ 1,311,736	\$ 1,308,437	\$ 1,314,333	



DETAILED CAPITAL PROGRAMS

Adopted Budget 2011/2012

	Responsible Officer	Account Number	Renewal, New or Upgrade	Amended Budget 30 June 2011	Estimated Actual 30 June 2011	Budget 30 June 2012	Source of Funds
PROGRAM 13 - ECONOMIC SERVICES							
TOURISM & AREA PROMOTION							
Capital Expenditure							
Visitor Centre - Re-roof	BLDG SRVR	51301.0252	R	\$ -	\$ -	\$ (20,000)	Municipal
Visitor Centre - External Paint/Sandblast incl Bus Stop	BLDG SRVR	51303.0252	R	\$ (7,642)	\$ (1,039)	\$ (6,603)	Municipal
Visitor Information Signage	BLDG SRVR	51455.0252	N	\$ (30,000)	\$ -	\$ (30,000)	R for R
Total Capital Expenditure				\$ (37,642)	\$ (1,039)	\$ (56,603)	
BUILDING CONTROL							
Capital Expenditure							
Purchase Vehicle - Principal Bldg Surveyor	MGR WORKS	51311.0006	R	\$ -	\$ -	\$ (29,150)	Municipal
Purchase Vehicle - Building Maintenance Officer	MGR WORKS	51311.0006	R	\$ -	\$ -	\$ (29,600)	Municipal
Purchase Vehicle - Cleaner	MGR WORKS	51311.0006	R	\$ -	\$ -	\$ (29,850)	Municipal
Replacement of Master Keys	BLDG SRVR	51313.0252	R	\$ (5,000)	\$ (1,653)	\$ (25,000)	Municipal
Total Capital Expenditure				\$ (5,000)	\$ (1,653)	\$ (113,600)	
Capital Income							
Trade In Vehicle - Principal Bldg Surveyor	MGR WORKS	41311.0105		\$ -	\$ -	\$ 11,360	
Trade In Vehicle - Building Maintenance Officer	MGR WORKS	41311.0105		\$ -	\$ -	\$ 7,250	
Trade In Vehicle - Cleaner	MGR WORKS	41311.0105		\$ -	\$ -	\$ 8,600	
Total Capital Income				\$ -	\$ -	\$ 27,210	
CATTLE SALEYARDS							
Capital Expenditure							
Saleyards Capital Improvements	DCEO	51321.0253	R	\$ (53,135)	\$ (37,330)	\$ -	
Purchase Vehicle - Saleyards Manager	MGR WORKS	51323.0006	R	\$ (27,272)	\$ (27,272)	\$ -	
Hay Shed	SALEYARDS MGR	51328.0253	U	\$ (5,000)	\$ -	\$ (25,000)	Municipal \$3k, Unspent Loan \$22k
Computer Upgrade	DCEO	51337.0006	R	\$ (6,000)	\$ (3,390)	\$ (1,500)	Unspent Loan Funds
Mobile Feed Carts	SALEYARDS MGR	51338.0006	N	\$ (5,000)	\$ -	\$ (5,000)	Unspent Loan Funds
Additional holding pens - South western side	SALEYARDS MGR	51456.0253	N	\$ (120,000)	\$ -	\$ (120,000)	Municipal (State Contribution) \$120k
Environmental Improvements	SALEYARDS MGR	51457.0253	U	\$ (50,000)	\$ -	\$ (50,000)	Municipal (State Contribution) \$50k
Cattle Crush	SALEYARDS MGR	51481.0253	U	\$ -	\$ -	\$ (10,000)	Municipal
Total Capital Expenditure				\$ (266,407)	\$ (67,992)	\$ (211,500)	
Capital Income							
Trade In Vehicle - Saleyards Manager	MGR WORKS	41322.0105		\$ 14,182	\$ 14,182	\$ -	
Contribution - State Saleyards Strategy	DCEO	41324.0210		\$ 2,300,000	\$ 2,300,000	\$ -	
Trade-in/Sale of Equipment	SALEYARDS MGR	41323.0105		\$ -	\$ -	\$ 3,000	
Total Capital Income				\$ 2,314,182	\$ 2,314,182	\$ 3,000	

	Responsible Officer	Account Number	Renewal, New or Upgrade	Amended Budget 30 June 2011	Estimated Actual 30 June 2011	Budget 30 June 2012	Source of Funds
OTHER ECONOMIC SERVICES							
Capital Expenditure							
Standpipe Controller - Mitchell Street	DCEO	51340.0358	U	\$ -	\$ -	\$ (4,000)	
Total Capital Expenditure				\$ -	\$ -	\$ (4,000)	
TOTAL ECONOMIC SERVICES CAPITAL EXPENSES				\$ (309,049)	\$ (70,684)	\$ (385,703)	
TOTAL ECONOMIC SERVICES CAPITAL INCOME				\$ 2,314,182	\$ 2,314,182	\$ 30,210	
<u>PROGRAM 14 - OTHER PROPERTY & SERVICES</u>							
PUBLIC WORKS OVERHEADS							
Capital Expenditure							
Purchase Vehicle - Principal Works Supervisor	MGR WORKS	51311.0006	R	\$ -	\$ -	\$ (35,250)	
Investigate/Remediate Old Depot Site - Menston Street	EHO	51422.0254	R	\$ (30,000)	\$ (17,401)	\$ (62,599)	Municipal \$13k 2010/11 & \$50k 2011/12
Computer Upgrade	DCEO	51426.0006	R	\$ -	\$ -	\$ -	
Purchase Land Adj Old Depot Site - Menston Street	MGR DEV SVCS	51428.0006	N	\$ (1,000)	\$ -	\$ (1,000)	Municipal
Depot - Remove Wall, Expand & Gyprock	MGR WORKS	51447.0254	U	\$ (7,100)	\$ (7,172)	\$ -	
Depot House - Liner For Water Tank	MGR WORKS	51448.0254	R	\$ (5,050)	\$ (5,036)	\$ -	
Depot - Construct Fence Across Front of Depot	MGR WORKS	51449.0254	N	\$ (9,950)	\$ (9,950)	\$ -	
Depot - Water Cooler & Ice Machine	MGR WORKS	51450.0006	N	\$ (3,800)	\$ (4,405)	\$ -	
Depot - Replacement of All Gutters On Depot Buildings	MGR WORKS	51451.0254	R	\$ (9,000)	\$ (882)	\$ -	
Technical Services - HP Plotter	MGR WORKS	51452.0006	R	\$ (10,000)	\$ (5,007)	\$ -	
Feature Survey of Lot 500 Menston Street (Old Depot)	MGR WORKS	51453.0254	R	\$ (2,700)	\$ (2,700)	\$ -	
Depot Office - Five Workstations	MGR WORKS	51482.0006	R	\$ -	\$ -	\$ (5,000)	Municipal
Depot - Parks and Gardens Shed	MGR WORKS	51483.0254	N	\$ -	\$ -	\$ (3,000)	Municipal
Total Capital Expenditure				\$ (78,600)	\$ (52,553)	\$ (106,849)	
Capital Income							
Trade In Vehicle - Principal Works Supervisor	MGR WORKS	41325.0105		\$ -	\$ -	\$ 22,700	
Total Capital Income				\$ -	\$ -	\$ 22,700	

	Responsible Officer	Account Number	Renewal, New or Upgrade	Amended Budget 30 June 2011	Estimated Actual 30 June 2011	Budget 30 June 2012	Source of Funds
PLANT OPERATION COSTS							
Capital Expenditure							
Heavy Plant Replacement Program	MGR WORKS	51411.0006	R	\$ (562,135)	\$ (562,135)	\$ (523,344)	Plant Replacement Reserve \$450k; Rest Muni Municipal Municipal
Minor Plant Replacement Program	MGR WORKS	51412.0006	R	\$ (277,376)	\$ (277,953)	\$ (36,850)	
Fuel Management System - Datafuel	MGR WORKS	51484.0006	N	\$ -	\$ -	\$ (63,000)	
Total Capital Expenditure				\$ (839,511)	\$ (840,088)	\$ (623,194)	
Capital Income							
Trade In Heavy Plant	MGR WORKS	41411.0105		\$ 116,182	\$ 116,182	\$ 106,188	
Trade In Works Vehicles & Minor Plant	MGR WORKS	41412.0105		\$ 146,727	\$ 146,727	\$ 2,500	
Transfers from Reserve Funds	DCEO	41413.0486		\$ 525,000	\$ 525,000	\$ 450,000	
Total Capital Income				\$ 787,909	\$ 787,909	\$ 558,688	
TOTAL OTHER PROPERTY AND SERVICE CAPITAL EXPENSES				\$ (918,111)	\$ (892,641)	\$ (730,043)	
TOTAL OTHER PROPERTY AND SERVICE CAPITAL INCOME				\$ 787,909	\$ 787,909	\$ 581,388	
TOTAL CAPITAL EXPENSES				\$ (7,180,146)	\$ (5,192,926)	\$ (6,957,752)	
TOTAL CAPITAL INCOME				\$ 5,923,009	\$ 5,621,327	\$ 3,505,122	
Total Capital Renewal Expenditure						\$ (4,294,332)	
Total Capital Upgrade Expenditure						\$ (2,213,413)	
Total Capital New Expenditure						\$ (450,007)	
Renewal Investment Ratio						1.11	
<p>Note: The Renewal Investment Ratio is a measure of a local government's financial sustainability. It measures the extent to which assets are being renewed compared to the amount being consumed (depreciation). A ratio above 1.2 is desirable and less than 1.1 is an indication of insufficient investment into the renewal of assets. The ratio for 2011/2012 is shown to the right.</p>							



INFORMATION NOTES



INFORMATION NOTES

Note 1 – Significant Accounting Policies

The significant accounting policies which have been adopted in the preparation of this budget are:

(a) Basis of Preparation

The budget has been prepared in accordance with applicable Australian Accounting Standards (as they apply to local government and not-for-profit entities), Australian Accounting Interpretations, other authoritative pronouncements of the Australian Accounting Standards Board, the Local Government Act 1995 and accompanying regulations.

The budget has also been prepared on the accrual basis and is based on historical costs, modified, where applicable, by the measurement at fair value of selected non-current assets, financial assets and liabilities.

(b) The Local Government Reporting Entity

All funds through which the Council controls resources to carry on its functions have been included in the financial statements forming part of this budget.

In the process of reporting on the local government as a single unit, all transactions and balances between those funds (eg: loans and transfers between funds) have been eliminated.

All moneys held in the Trust Fund are excluded from the financial statements but a separate statement of those moneys appears at Note 13 of this budget document.

(c) 2010 - 2011 Actual Balances

Balances shown in this budget as 'Est. Actual 30 June 2011' are as forecast at the time of budget preparation and are subject to final adjustments.

(d) Rounding Off Figures

All figures shown in this budget, other than a rate in the dollar, are rounded to the nearest dollar.

(e) Rates, Grants, Donations and Other Contributions

Rates, grants, donations and other contributions are recognised as revenues when the Council obtains control over the assets comprising the contributions. Control over assets acquired from rates is obtained at the commencement of the rating period or, where earlier, upon receipt of the rates.

(f) Goods and Services Tax (GST)

In accordance with recommended practice, revenues, expenses and assets capitalised are stated net of any GST recoverable. Receivables and payables in the 'Statement of Financial Position' are stated inclusive of applicable GST.

(g) Superannuation

The Council contributes to a number of superannuation funds on behalf of employees.

(h) Cash and Cash Equivalents

Cash and cash equivalents include cash on hand, cash at bank, deposits held at call with banks, other short term highly liquid investments with original maturities of three months or less that are readily convertible to known amounts of cash and which are subject to an insignificant risk of changes in value and bank overdrafts.

Bank overdrafts are shown as short term borrowings in current liabilities on the statement of financial position.

(i) Trade and Other Receivables

Collectability of trade and other receivables is reviewed on an ongoing basis. Debts that are known to be uncollectible are written off when identified. An allowance for doubtful debts is raised when there is objective evidence that they will not be collectible.

Note 1 – Significant Accounting Policies

(j) Inventories

General

Inventories are measured at the lower of cost and net realisable value.

Net realisable value is the estimated selling price in the ordinary course of business less the estimated costs of completion and the estimated costs necessary to make the sale.

Land Held for Resale

Land purchased for development and/or resale is valued at the lower of cost and net realisable value. Cost includes the cost of acquisition, development, borrowing costs and holding costs until completion of development. Finance costs and holding charges incurred after development is complete are expensed.

Revenue arising from the sale of property is recognised in the statement of comprehensive income as at the time of signing an unconditional contract of sale.

Land held for resale is classified as current except where it is held as non-current based on the Council's intentions to release for sale.

(k) Fixed Assets

Initial Recognition

All assets are initially recognised at cost. Cost is determined as the fair value of the assets given as consideration plus costs incidental to the acquisition. For assets acquired at no cost or for nominal consideration, cost is determined as fair value at the date of acquisition. The cost of non-current assets constructed by the Council includes the cost of all materials used in construction, direct labour on the project and an appropriate proportion of variable and fixed overhead.

Revaluation

Certain asset classes may be revalued on a regular basis such that the carrying values are not materially different from fair value. For infrastructure and other asset classes where no active market exists, fair value is determined to be the current replacement cost of an asset less, where applicable, accumulated depreciation calculated on a basis of such cost to reflect the already consumed or expired future economic benefits of the asset.

Increases in the carrying amount arising on revaluation of assets are credited to a revaluation surplus in equity. Decreases that offset previous increases in the same asset are charged against fair value reserves directly in equity; all other decreases are charged to the statement of comprehensive income.

Any accumulated depreciation at the date of revaluation is eliminated against the gross carrying amount of the asset and the net amount is restated to the revalued amount of the asset.

Those assets carried at a revalued amount, being their fair value at the date of revaluation less any subsequent accumulated depreciation and accumulated impairment losses, are to be revalued with sufficient regularity to ensure the carrying amount does not differ materially from that determined using fair value at reporting date.

Land Under Roads

In Western Australia, all land under roads is Crown Land, the responsibility for managing which, is vested in the local government.

Effective as at 1 July 2008, the Council elected not to recognise any value for land under roads acquired on or before 30 June 2008. This accords with the treatment available in Australian Accounting Standard AASB 1051 Land Under Roads and the fact Local Government (Financial Management) Regulation 16(a)(i) prohibits local governments from recognising such land as an asset.

In respect of land under roads acquired on or after 1 July 2008, as detailed above, Local Government (Financial Management) Regulation 16(a)(i) prohibits local governments from recognising such land as an asset.

Note 1 – Significant Accounting Policies

(k) Fixed Assets (Continued)

Land Under Roads (Continued)

Whilst this treatment is inconsistent with the requirements of AASB 1051, Local Government (Financial Management) Regulation 4(2) provides, in the event of such an inconsistency, the Local Government (Financial Management) Regulations prevail.

Consequently, any land under roads acquired on or after 1 July 2008 is not included as an asset of the Council.

Depreciation of Non-Current Assets

All non-current assets having a limited useful life are separately and systematically depreciated over their useful lives in a manner which reflects the consumption of the future economic benefits embodied in those assets. Assets are depreciated from the date of acquisition or, in respect of internally constructed assets, from the time the asset is completed and held ready for use.

Depreciation is recognised on a straight-line basis, using rates which are reviewed each reporting period. Major depreciation periods are:

Buildings	30 to 50 Years
Plant and Equipment	4-10 Years
Furniture and Equipment	4-10 Years

Sealed Roads & Streets

- Formation	Not Depreciated
- Pavement (Original Surfacing and Major Re-Surfacing)	50 Years
- Bituminous Seals	20 Years
- Asphalt Surfaces	25 Years

Gravel Roads

- Clearing and Earthworks	Not Depreciated
- Pavement	50 Years
- Gravel Sheet	12 Years

Formed Roads (Unsealed)

- Formation	Not Depreciated
- Pavement	50 Years
Footpaths - Slab	20 Years
Sewerage Piping	N / A
Water Supply Piping & Drainage Systems	75 Years

The assets residual values and useful lives are reviewed, and adjusted if appropriate, at the end of each reporting period.

An asset's carrying amount is written down immediately to its recoverable amount if the asset's carrying amount is greater than its estimated recoverable amount.

Gains and losses on disposals are determined by comparing proceeds with the carrying amount. These gains and losses are included in the statement of comprehensive income. When revalued assets are sold, amounts included in the revaluation surplus relating to that asset are transferred to retained earnings.

Capitalisation Threshold

Expenditure on items of equipment under \$2,000 is not capitalised. Rather, it is recorded on an asset inventory listing.

Note 1 – Significant Accounting Policies

(I) Financial Instruments

Initial Recognition and Measurement

Financial assets and financial liabilities are recognised when the Council becomes a party to the contractual provisions to the instrument. For financial assets, this is equivalent to the date that the Council commits itself to either the purchase or sale of the asset (ie trade date accounting is adopted).

Financial instruments are initially measured at fair value plus transaction costs, except where the instrument is classified 'at fair value through profit or loss', in which case transaction costs are expensed to profit or loss immediately.

Classification and Subsequent Measurement

Financial instruments are subsequently measured at fair value, amortised cost using the effective interest rate method or at cost.

Fair value represents the amount for which an asset could be exchanged or a liability settled, between knowledgeable, willing parties. Where available, quoted prices in an active market are used to determine fair value. In other circumstances, valuation techniques are adopted.

Amortised cost is calculated as:

- (a) the amount in which the financial asset or financial liability is measured at initial recognition;
- (b) less principal repayments;
- (c) plus or minus the cumulative amortisation of the difference, if any, between the amount initially recognised and the maturity amount calculated using the effective interest rate method; and
- (d) less any reduction for impairment.

The effective interest rate method is used to allocate interest income or interest expense over the relevant period and is equivalent to the rate that exactly discounts estimated future cash payments or receipts (including fees, transaction costs and other premiums or discounts) through the expected life (or when this cannot be reliably predicted, the contractual term) of the financial instrument to the net carrying amount of the financial asset or financial liability. Revisions to expected future net cash flows will necessitate an adjustment to the carrying value with a consequential recognition of an income or expense in profit or loss.

(i) Financial assets at fair value through profit and loss

Financial assets at fair value through profit or loss are financial assets held for trading. A financial asset is classified in this category if acquired principally for the purpose of selling in the short term. Derivatives are classified as held for trading unless they are designated as hedges. Assets in this category are classified as current assets.

(ii) Loans and receivables

Loans and receivables are non-derivative financial assets with fixed or determinable payments that are not quoted in an active market and are subsequently measured at amortised cost.

Loans and receivables are included in current assets, except for those which are not expected to mature within 12 months after the end of the reporting period (classified as non-current assets).

(iii) Held-to-maturity investments

Held-to-maturity investments are non-derivative financial assets with fixed maturities and fixed or determinable payments that the Council's management has the positive intention and ability to hold to maturity.

Held-to-maturity financial assets are included in non-current assets, except for those which are expected to mature within 12 months after the end of the reporting period, which are classified as current assets.

Note 1 – Significant Accounting Policies

If the Council were to sell other than an insignificant amount of held-to-maturity financial assets, the whole category would be tainted and reclassified as available-for-sale.

(l) Financial Instruments (Continued)

Initial Recognition and Measurement (Continued)

(iv) Available-for-sale financial assets

Available-for-sale financial assets are non-derivative financial assets that are either not suitable to be classified into other categories of financial assets due to their nature, or they are designated as such by management. They comprise investments in the equity of other entities where there is neither a fixed maturity nor fixed or determinable payments.

Available-for-sale financial assets are included in non-current assets, except for those which are expected to mature within 12 months of the end of the reporting period (classified as current assets).

(v) Financial liabilities

Non-derivative financial liabilities (excluding financial guarantees) are subsequently measured at amortised cost.

Impairment

At the end of each reporting period, the Council assesses whether there is objective evidence that a financial instrument has been impaired. In the case of available-for-sale financial instruments, a prolonged decline in the value of the instrument is considered to determine whether impairment has arisen. Impairment losses are recognised in the statement of comprehensive income.

(m) Estimation of Fair Value

The fair value of financial assets and financial liabilities must be estimated for recognition and measurement or for disclosure purposes.

The fair value of financial instruments traded in active markets is based on quoted market prices at the reporting date.

The fair value of financial instruments that are not traded in an active market is determined using valuation techniques. The Council uses a variety of methods and makes assumptions that are based on market conditions existing at each balance date. These include the use of recent arm's length transactions, reference to other instruments that are substantially the same, discounted cash flow analysis, and option pricing models making maximum use of market inputs and relying as little as possible on entity-specific inputs.

Quoted market prices or dealer quotes for similar instruments are used for long-term debt instruments held. Other techniques, such as estimated discounted cash flows, are used to determine fair value for the remaining financial instruments.

The nominal value less estimated credit adjustments of trade receivables and payables are assumed to approximate their fair values. The fair value of financial liabilities for disclosure purposes is estimated by discounting the future contractual cash flows at the current market interest rate that is available to the Council for similar financial instruments.

(n) Impairment

In accordance with Australian Accounting Standards the Council's assets, other than inventories, are assessed at each reporting date to determine whether there is any indication they may be impaired.

Where such an indication exists, an estimate of the recoverable amount of the asset is made in accordance with AASB 136 "Impairment of Assets" and appropriate adjustments made.

An impairment loss is recognised whenever the carrying amount of an asset or its cash-generating unit exceeds its recoverable amount. Impairment losses are recognised in the statement of comprehensive income.

Note 1 – Significant Accounting Policies

(n) Impairment (Continued)

For non-cash generating assets such as roads, drains, public buildings and the like, value in use is represented by the depreciated replacement cost of the asset.

At the time of adopting the budget, it is not possible to estimate the amount of impairment losses (if any) as at 30 June 2012. In any event, an impairment loss is a non-cash transaction and consequently, has no impact on this budget document.

(o) Trade and Other Payables

Trade and other payables represent liabilities for goods and services provided to the Council prior to the end of the financial year that are unpaid and arise when the Council becomes obliged to make future payments in respect of the purchase of these goods and services. The amounts are unsecured and are usually paid within 30 days of recognition.

(p) Employee Benefits

The provisions for employee benefits relates to amounts expected to be paid for long service leave, annual leave, wages and salaries and are calculated as follows:

(i) Wages, Salaries, Annual Leave and Long Service Leave (Short-term Benefits)

The provision for employees' benefits to wages, salaries, annual leave and long service leave expected to be settled within 12 months represents the amount the Council has a present obligation to pay resulting from employees' services provided to reporting date. The provision has been calculated at nominal amounts based on remuneration rates the Council expects to pay and includes related on-costs..

(ii) Annual Leave and Long Service Leave (Long-term Benefits)

The liability for long service leave is recognised in the provision for employee benefits and measured as the present value of expected future payments to be made in respect of services provided by employees up to the reporting date using the projected unit credit method. Consideration is given to expected future wage and salary levels, experience of employee departures and periods of service. Expected future payments are discounted using market yields at the reporting date on national government bonds with terms to maturity and currency that match as closely as possible, the estimated future cash outflows. Where the Council does not have the unconditional right to defer settlement beyond 12 months, the liability is recognised as a current liability.

(q) Borrowings

Borrowing costs are recognised as an expense when incurred except where they are directly attributable to the acquisition, construction or production of a qualifying asset. Where this is the case, they are capitalised as part of the cost of the particular asset.

(r) Provisions

Provisions are recognised when:

- (a) the Council has a present legal or constructive obligation as a result of past events;
- (b) for which it is probable that an outflow of economic benefits will result to settle the obligation; and
- (c) that outflow can be reliably measured.

Provisions are measured using the best estimate of the amounts required to settle the obligation at the end of the reporting period.

Provisions are not recognised for future operating losses.

Note 1 – Significant Accounting Policies

(s) Current and Non-Current Classification

In the determination of whether an asset or liability is current or non-current, consideration is given to the time when each asset or liability is expected to be settled. The asset or liability is classified as current if it is expected to be settled within the next 12 months, being the Council's operational cycle. In the case of liabilities where the Council does not have the unconditional right to defer settlement beyond 12 months, such as vested long service leave, the liability is classified as current even if not expected to be settled within the next 12 months. Inventories held for trading are classified as current even if not expected to be realised in the next 12 months except for land held for resale where it is held as non-current based on the Council's intentions to release for sale.

(t) Comparative Figures

Where required, comparative figures have been adjusted to conform with changes in presentation of the current budget year.

(u) Budget Comparative Figures

Unless otherwise stated, the budget comparative figures shown in this budget document relate to the original budget estimate for the relevant item of disclosure.

(a) Net Result	Budget	Actual (est.)	Budget
The Net Result includes:	30 June 2011	30 June 2011	30 June 2012
i) Charging as Expenses			
<u>Auditors Remuneration</u>			
Audit	\$ (3,000)	\$ (950)	\$ (10,000)
Other Services	\$ (16,000)	\$ (11,500)	\$ (12,000)
<u>Depreciation and Amortisation</u>			
<u>By Program</u>			
Governance	\$ (162,274)	\$ (148,832)	\$ (189,839)
Law, Order and Public Safety	\$ (32,312)	\$ (196,637)	\$ (203,177)
Health	\$ (49,200)	\$ (41,995)	\$ (47,465)
Education and Welfare	\$ (12,151)	\$ (16,480)	\$ (20,840)
Community Amenities	\$ (29,692)	\$ (26,900)	\$ (32,231)
Recreation and Culture	\$ (152,006)	\$ (138,132)	\$ (149,663)
Transport	\$ (1,670,652)	\$ (2,267,378)	\$ (2,541,892)
Economic Services	\$ (146,405)	\$ (126,362)	\$ (150,198)
Other Property and Services	\$ (446,095)	\$ (464,971)	\$ (520,646)
	\$ (2,700,786)	\$ (3,427,687)	\$ (3,855,951)
<u>By Class</u>			
Land and Buildings	\$ (301,372)	\$ (274,589)	\$ (334,562)
Plant and Machinery	\$ (523,197)	\$ (696,583)	\$ (766,211)
Furniture and Equipment	\$ (131,708)	\$ (117,843)	\$ (135,403)
Roads	\$ (1,660,363)	\$ (2,239,777)	\$ (2,525,183)
Footpaths	\$ (5,118)	\$ (12,986)	\$ (11,055)
Drainage	\$ (5,171)	\$ (14,615)	\$ (5,654)
Reserves	\$ (750)	\$ -	\$ -
Recreation Centre and HACC (Amortisation)	\$ (73,108)	\$ (71,294)	\$ (77,882)
	\$ (2,700,786)	\$ (3,427,687)	\$ (3,855,951)
<u>Interest Expenses (Finance Costs)</u>			
Debentures (<i>refer note 5a</i>)	\$ (284,028)	\$ (299,652)	\$ (137,544)
ii) Crediting as Revenue:			
<u>Interest Earnings</u>			
Investments			
- Reserve Funds	\$ 15,000	\$ 55,594	\$ 55,000
- Other Funds	\$ 90,000	\$ 109,632	\$ 110,000
Other Interest Revenue (<i>refer note 9</i>)	\$ 53,500	\$ 70,197	\$ 71,000
	\$ 158,500	\$ 235,423	\$ 236,000

(b) Statement of Objective

The Shire of Plantagenet is dedicated to providing the services and facilities that meet the needs of the members of the Plantagenet community to enable them to enjoy a pleasant and healthy way of life. The Council's principal activities, as disclosed in:

Governance

Objective: To provide a decision making process for the efficient allocation of scarce resources.

Activities: Administration and operation of facilities and services to members of the Council; Other costs that relate to the tasks of assisting elected members and ratepayers on matters which do not concern specific Council services.

(b) Statement of Objective (Continued)

General Purpose Funding

Objective: To collect revenue to allow for the provision of services.

Activities: Rates, general purpose government grants and investments.

Law, Order and Public Safety

Objective: To provide services to help ensure a safer community.

Activities: Fire prevention, emergency services, animal control and administration of local laws.

Health

Objective: To provide an operational framework for environmental and community health.

Activities: Inspection of food outlets and their control, noise control, pest control, immunisation services, inspection of abattoir.

Education and Welfare

Objective: To provide services to disadvantaged persons, the elderly, children and youth.

Activities: Maintenance of Child care Centre, assistance to playgroup, Plantagenet Village Homes and other voluntary services.

Community Amenities

Objective: Provide services required by the community.

Activities: Rubbish collection services, cemeteries, public toilets, operation of refuse sites and administration of the Town Planning Scheme.

Recreation and Culture

Objective: To establish and manage infrastructure and resources to assist the social well being of the community.

Activities: Operation of community halls and pavilions, ovals, public swimming pool, libraries, art, recreation centre and various reserves. Provision of Mitchell House (Arts Centre).

Transport

Objective: To provide effective and efficient transport infrastructure and services to the community.

Activities: Construction and maintenance of streets, roads and bridges and lighting of streets.

Economic Services

Objective: To promote the Shire and improve its economic wellbeing.

Activities: The development of tourism and area promotion. Regulation of building control. Provision of standpipes.

Other Property and Services

Objective: To monitor and control the Council's overheads operating accounts.

Activities: Private works, Public works and plant overhead allocations.

The following assets are budgeted to be acquired during the year:

	Budget 30 June 2011	Actual (est.) 30 June 2011	Budget 30 June 2012
<u>BY PROGRAM</u>			
Governance			
Land and Buildings	\$ (29,000)	\$ (18,592)	\$ (49,522)
Plant and Machinery	\$ (121,285)	\$ (112,986)	\$ (47,750)
Furniture and Equipment	\$ (30,000)	\$ (14,432)	\$ (76,000)
Law, Order and Public Safety			
Land and Buildings	\$ (63,818)	\$ (65,129)	\$ -
Plant and Machinery	\$ (702,000)	\$ (350,420)	\$ (799,800)
Furniture and Equipment	\$ -	\$ (1,107)	\$ -
Health			
Land and Buildings	\$ (40,129)	\$ (8,423)	\$ -
Plant and Machinery	\$ (35,000)	\$ (29,578)	\$ (35,250)
Furniture and Equipment	\$ -	\$ -	\$ -
Education and Welfare			
Land and Buildings	\$ (3,000)	\$ (1,408)	\$ (4,819)
Community Amenities			
Land and Buildings	\$ (322,996)	\$ (273,591)	\$ (240,375)
Plant and Machinery	\$ (39,500)	\$ (38,200)	\$ (69,050)
Furniture and Equipment	\$ (10,000)	\$ -	\$ (55,800)
Recreation and Culture			
Land and Buildings	\$ (823,632)	\$ (583,837)	\$ (639,179)
Plant and Machinery	\$ (5,269)	\$ -	\$ -
Furniture and Equipment	\$ (19,400)	\$ (16,774)	\$ (69,757)
Infrastructure - Parks and Ovals	\$ (509,138)	\$ (548,873)	\$ (1,277,930)
Transport			
Infrastructure - Roads	\$ (2,511,122)	\$ (2,166,251)	\$ (2,476,774)
Economic Services			
Land and Buildings	\$ (120,777)	\$ (38,369)	\$ (251,603)
Plant and Machinery	\$ (28,500)	\$ (27,272)	\$ (103,600)
Furniture and Equipment	\$ (11,000)	\$ (5,043)	\$ (30,500)
Other Property and Services			
Land and Buildings	\$ (65,680)	\$ (43,141)	\$ (71,599)
Plant and Machinery	\$ (868,975)	\$ (840,088)	\$ (595,444)
Furniture and Equipment	\$ (14,000)	\$ (9,412)	\$ (63,000)
	\$ (6,374,221)	\$ (5,192,926)	\$ (6,957,752)
<u>BY CLASS</u>			
Land and Buildings	\$ (1,469,032)	\$ (1,032,490)	\$ (1,257,097)
Plant and Machinery	\$ (1,800,529)	\$ (1,398,544)	\$ (1,650,894)
Furniture and Equipment	\$ (84,400)	\$ (46,768)	\$ (295,057)
Infrastructure - Roads	\$ (2,511,122)	\$ (2,166,251)	\$ (2,476,774)
Infrastructure - Parks and Ovals	\$ (509,138)	\$ (548,873)	\$ (1,277,930)
	\$ (6,374,221)	\$ (5,192,926)	\$ (6,957,752)

A detailed breakdown of acquisition on an individual asset basis can be found in the Detailed Capital Programs and Note 18 - Supplementary Plant.

Note 4. DISPOSALS OF ASSETS

Adopted Budget 2011/2012

The following assets are budgeted to be disposed of during the year:

<u>By Program</u>	Plant No.	Reg No.	Net Book Value 2011/2012 BUDGET	Sale Proceeds 2011/2012 BUDGET	Profit (Loss) 2011/2012 BUDGET
Governance					
Mitsubishi Outlander - DCEO	1063	PL 10430	\$ 30,465	\$ 19,545	\$ (10,920)
Law, Order & Public Safety					
Toyota Hilux - Ranger	1062	PL 774	\$ 25,960	\$ 29,090	\$ 3,130
Ford Ranger - CESM	1064	PL 11260	\$ 22,184	\$ 22,730	\$ 546
Health					
Hyundai i45 - EHO	1068	PL 10460	\$ 26,620	\$ 20,000	\$ (6,620)
Community Amenities					
Mitsubishi Triton - Manager Development Services	1070	PL 10450	\$ 34,380	\$ 21,700	\$ (12,680)
Mitsubishi Lancer - Planning Officer	1047	PL 449	\$ 13,283	\$ 9,500	\$ (3,783)
Economic Services					
Toyota Aurion - Principal Building Surveyor	1059	PL 10440	\$ 16,305	\$ 11,360	\$ (4,945)
Toyota Hilux Ute - Building Maintenance Officer	1027	PL 531	\$ 2,942	\$ 7,250	\$ 4,308
Toyota Hilux - Cleaner	1032	PL 1311	\$ 3,815	\$ 8,600	\$ 4,785
Other Property & Services					
Mitsubishi Triton - Principal Works Supervisor	1061	PL 777	\$ 31,680	\$ 22,700	\$ (8,980)
Mack Hook Lift Truck	2525	PL 05	\$ 28,328	\$ 25,000	\$ (3,328)
Hino Truck (Small)	2504	PL 011	\$ 42,479	\$ 29,418	\$ (13,062)
Isuzu Crew Cab	2505	PL 012	\$ 32,360	\$ 34,671	\$ 2,311
Kubota Tractor Mower	3507	PL 10013	\$ 13,475	\$ 5,600	\$ (7,875)
Sewell Road Broom	6002	PL 5499	\$ 22,483	\$ 11,500	\$ (10,983)
Bitumen Trailer	7501	PL 5500	\$ -	\$ -	\$ -
Vehicle Trailer (Gardens)	7504	PL 5522	\$ -	\$ 1,500	\$ 1,500
Slasher	15504		\$ 1,799	\$ 1,000	\$ (799)
TOTAL			\$ 348,560	\$ 281,163	\$ (67,396)
By Class					
Furniture and Fittings			\$ -	\$ -	\$ -
Plant and Machinery			\$ 348,560	\$ 281,163	\$ (67,396)
Land and Buildings			\$ -	\$ -	\$ -
TOTAL			\$ 348,560	\$ 281,163	\$ (67,396)
Summary					
Profit on Asset Disposals					\$ 16,579
Loss on Asset Disposals					\$ (83,976)

5. INFORMATION ON BORROWINGS

(a) Debenture Repayments

Particulars	Interest Rate	Maturity Date	Principal 1-Jul-11	New Loans	Principal Repayments		Principal Outstanding		Interest Repayments	
					2011/2012 Budget	2010/2011 Actual	2011/2012 Budget	2010/2011 Actual	2011/2012 Budget	2010/2011 Actual
Governance										
New Administration Centre (90)	5.82%	23/06/2025	\$ 2,183,995		\$ 104,622	\$ 98,789	\$ 2,079,373	\$ 2,183,995	\$ 127,245	\$ 130,166
Health										
Plantagenet Medical Centre (92)	0.00%	1/04/2019	\$ 160,000		\$ 20,000	\$ (20,000)	\$ 140,000	\$ 160,000	\$ -	\$ -
Loan (89) - Transferred For Medical Centre Use	6.22%	Paid Off	\$ -		\$ -	\$ 119,175	\$ -	\$ -	\$ -	\$ 2,950
Recreation and Culture										
Mount Barker Golf Club (Self Supporting) (86)	7.26%	18/06/2018	\$ 1,656		\$ 1,656	\$ 1,482	\$ -	\$ 1,656	\$ 81	\$ 169
Mount Barker Golf Club (Self Supporting) (91)	6.45%	6/06/2012	\$ 143,295		\$ 16,361	\$ 15,235	\$ 126,934	\$ 143,295	\$ 10,219	\$ 10,903
Economic Services										
Cattle Saleyards (83)	6.62%	Paid Off	\$ -		\$ -	\$ 135,109	\$ -	\$ -	\$ -	\$ 8,847
Cattle Saleyards (84)	6.96%	Paid Off	\$ -		\$ -	\$ 908,355	\$ -	\$ -	\$ -	\$ 87,948
Cattle Saleyards (89)	6.22%	Paid Off	\$ -		\$ -	\$ 987,075	\$ -	\$ -	\$ -	\$ 58,669
			\$ 2,488,946	\$ -	\$ 142,639	\$ 2,245,220	\$ 2,346,307	\$ 2,488,946	\$ 137,544	\$ 299,652

All debenture repayments are to be financed by general purpose revenue, except the self supporting loans, which will be met by the respective clubs.

Loan No. 89 raised \$1.3 million for the cattle saleyards, however not all of this has been allocated. A sum of \$143,000 was used as a contribution towards the new Plantagenet Medical Centre in 2008/2009. Therefore 11% of the costs of that loan are listed under Health - Preventive Services Other.

In December 2010, the State Government announced that it would deliver on a major election commitment and invest \$21.5 million towards developing and modernising three key regional saleyards. The State provided \$2.3 million to the Shire to clear debt from its saleyards and provide a solid business basis for the yard's future. As a result of this, loans 83, 84 and 89 were paid off.

(b) New Debentures

The Council has no plans to take out new debentures in 2011/2012.

(c) Unspent Debentures

The Council had the following unspent debentures as at 30 June 2011, which is budgeted to be transferred to Municipal Funds in 2011/2012.

- Great Southern Regional Cattle Saleyards - Loan No. 89 \$ 28,415

(d) Overdraft

The Council has a \$500,000 overdraft facility with the Bendigo Bank. The Council will continue its existing overdraft arrangement and it will be utilised if and when required. The Council has not utilised the facility in 2010/2011.

	Budget 30 June 2011	Actual (est.) 30 June 2011	Budget 30 June 2012
Employee Entitlements Reserve			
Opening Balance 1 July	\$ 5,461	\$ 5,461	\$ 10,912
Transfers from Municipal Account	\$ 5,000	\$ 5,000	\$ -
Interest Earned	\$ 122	\$ 451	\$ 453
Transfers to Municipal Account	\$ -	\$ -	\$ -
Closing Balance 30 June	\$ 10,583	\$ 10,912	\$ 11,365
Plant Replacement Reserve			
Opening Balance 1 July	\$ 213,461	\$ 213,461	\$ 111,968
Transfers from Municipal Account	\$ 400,000	\$ 400,000	\$ 450,000
Interest Earned	\$ 6,342	\$ 23,507	\$ 16,127
Transfers to Municipal Account	\$ (525,000)	\$ (525,000)	\$ (450,000)
Closing Balance 30 June	\$ 94,803	\$ 111,968	\$ 128,095
Town Drainage Reserve			
Opening Balance 1 July	\$ 62,982	\$ 62,983	\$ 87,104
Transfers from Municipal Account	\$ 20,000	\$ 20,000	\$ 20,000
Interest Earned	\$ 1,112	\$ 4,121	\$ 4,124
Transfers to Municipal Account	\$ -	\$ -	\$ -
Closing Balance 30 June	\$ 84,094	\$ 87,104	\$ 111,228
Land Rehabilitation Reserve			
Opening Balance 1 July	\$ -	\$ -	\$ -
Transfers from Municipal Account	\$ -	\$ -	\$ -
Interest Earned	\$ -	\$ -	\$ -
Transfers to Municipal Account	\$ -	\$ -	\$ -
Closing Balance 30 June	\$ -	\$ -	\$ -
New Waste Disposal Site Reserve			
Opening Balance 1 July	\$ 184,829	\$ 184,830	\$ 215,813
Transfers from Municipal Account	\$ 20,000	\$ 20,000	\$ 20,000
Interest Earned	\$ 2,963	\$ 10,983	\$ 9,463
Transfers to Municipal Account	\$ (47,727)	\$ -	\$ (47,727)
Closing Balance 30 June	\$ 160,065	\$ 215,813	\$ 197,549
Recreation Facilities Reserve			
Opening Balance 1 July	\$ 31,072	\$ 31,072	\$ -
Transfers from Municipal Account	\$ -	\$ -	\$ -
Interest Earned	\$ -	\$ -	\$ -
Transfers to Municipal Account	\$ -	\$ -	\$ -
Transfers to Another Reserve Account	\$ (31,072)	\$ (31,072)	\$ -
Closing Balance 30 June	\$ -	\$ -	\$ -
Computer Software/Hardware Upgrade Reserve			
Opening Balance 1 July	\$ -	\$ -	\$ 20,574
Transfers from Municipal Account	\$ 20,000	\$ 20,000	\$ 20,000
Interest Earned	\$ 155	\$ 574	\$ 1,364
Transfers to Municipal Account	\$ -	\$ -	\$ -
Closing Balance 30 June	\$ 20,155	\$ 20,574	\$ 41,938
Kendenu Townsite Study Reserve			
Opening Balance 1 July	\$ 4,706	\$ 4,705	\$ -
Transfers from Municipal Account	\$ -	\$ -	\$ -
Interest Earned	\$ -	\$ -	\$ -
Transfers to Municipal Account	\$ -	\$ -	\$ -
Transfers to Another Reserve Account	\$ (4,706)	\$ (4,705)	\$ -
Closing Balance 30 June	\$ -	\$ -	\$ -

	Budget 30 June 2011	Actual (est.) 30 June 2011	Budget 30 June 2012
Kendenup Hall & Grounds Reserve			
Opening Balance 1 July	\$ 1,932	\$ 1,933	\$ -
Transfers from Municipal Account	\$ -	\$ -	\$ -
Interest Earned	\$ -	\$ -	\$ -
Transfers to Municipal Account	\$ -	\$ -	\$ -
Transfers to/from Another Reserve Account	\$ (1,932)	\$ (1,933)	\$ -
Closing Balance 30 June	\$ -	\$ -	\$ -
Great Southern Regional Cattle Saleyards Reserve			
Opening Balance 1 July	\$ -	\$ -	\$ 20,574
Transfers from Municipal Account	\$ 20,000	\$ 20,000	\$ 70,000
Interest Earned	\$ 155	\$ 574	\$ 2,640
Transfers to Municipal Account	\$ -	\$ -	\$ -
Closing Balance 30 June	\$ 20,155	\$ 20,574	\$ 93,214
Shire Development & Building Improvements Reserve			
Opening Balance 1 July	\$ 119,576	\$ 119,577	\$ 287,467
Transfers from Municipal Account	\$ 120,000	\$ 120,000	\$ 10,000
Interest Earned	\$ 2,747	\$ 10,180	\$ 12,181
Transfers to Municipal Account	\$ -	\$ -	\$ (197,500)
Transfers to/from Another Reserve Account	\$ 37,710	\$ 37,710	\$ -
Closing Balance 30 June	\$ 280,033	\$ 287,467	\$ 112,147
Outstanding Land Resumptions Reserve			
Opening Balance 1 July	\$ 17,401	\$ 17,400	\$ 23,523
Transfers from Municipal Account	\$ 5,000	\$ 5,000	\$ 2,000
Interest Earned	\$ 303	\$ 1,123	\$ 1,027
Transfers to Municipal Account	\$ -	\$ -	\$ -
Closing Balance 30 June	\$ 22,704	\$ 23,523	\$ 26,550
Natural Disaster Reserve			
Opening Balance 1 July	\$ 41,845	\$ 41,845	\$ 64,776
Transfers from Municipal Account	\$ 20,000	\$ 20,000	\$ 40,000
Interest Earned	\$ 791	\$ 2,931	\$ 3,708
Transfers to Municipal Account	\$ -	\$ -	\$ -
Closing Balance 30 June	\$ 62,636	\$ 64,776	\$ 108,484
Plantagenet Medical Centre Reserve			
Opening Balance 1 July	\$ -	\$ -	\$ 41,149
Transfers from Municipal Account	\$ 40,000	\$ 40,000	\$ 40,000
Interest Earned	\$ 310	\$ 1,149	\$ 2,728
Transfers to Municipal Account	\$ -	\$ -	\$ -
Closing Balance 30 June	\$ 40,310	\$ 41,149	\$ 83,876
Recycling Bin Reserve			
Opening Balance 1 July	\$ -	\$ -	\$ -
Transfers from Municipal Account	\$ -	\$ -	\$ 46,500
Interest Earned	\$ -	\$ -	\$ 1,187
Transfers to Municipal Account	\$ -	\$ -	\$ -
Closing Balance 30 June	\$ -	\$ -	\$ 47,687
TOTAL RESERVES			
Opening Balance 1 July	\$ 683,265	\$ 683,267	\$ 883,861
Transfers from Municipal Account	\$ 670,000	\$ 670,000	\$ 718,500
Interest Earned	\$ 15,000	\$ 55,594	\$ 55,000
Transfers to Municipal Account	\$ (572,727)	\$ (525,000)	\$ (695,227)
Closing Balance 30 June	\$ 795,538	\$ 883,861	\$ 962,134

All of the above reserve accounts are to be supported by money held in financial institutions.

Reserve Description	Opening Balance 1 July 2011	Interest Earned	Transfer from Reserve	Transfer to Reserve	Closing Balance 30 June 2012
Employee Reserve	\$ 10,912	\$ 453	\$ -	\$ -	\$ 11,365
Plant Replacement Reserve	\$ 111,968	\$ 16,127	\$ (450,000)	\$ 450,000	\$ 128,095
Town Drainage Reserve	\$ 87,104	\$ 4,124	\$ -	\$ 20,000	\$ 111,228
Land Rehabilitation Reserve	\$ -	\$ -	\$ -	\$ -	\$ -
New Waste Disposal Site Reserve	\$ 215,813	\$ 9,463	\$ (47,727)	\$ 20,000	\$ 197,549
Computer Software/Hardware Upgrade Reserve	\$ 20,574	\$ 1,364	\$ -	\$ 20,000	\$ 41,938
Great Southern Regional Cattle Saleyards Reserve	\$ 20,574	\$ 2,640	\$ -	\$ 70,000	\$ 93,214
Shire Development and Building Improvements Reserve	\$ 287,467	\$ 12,181	\$ (197,500)	\$ 10,000	\$ 112,147
Outstanding Land Resumptions Reserve	\$ 23,523	\$ 1,027	\$ -	\$ 2,000	\$ 26,550
Natural Disaster Reserve	\$ 64,776	\$ 3,708	\$ -	\$ 40,000	\$ 108,484
Plantagenet Medical Centre Reserve	\$ 41,149	\$ 2,728	\$ -	\$ 40,000	\$ 83,876
Recycling Bin Reserve	\$ -	\$ 1,187	\$ -	\$ 46,500	\$ 47,687
Totals	\$ 883,861	\$ 55,000	\$ (695,227)	\$ 718,500	\$ 962,134

Notes:

The above reserve accounts are supported by separate bank accounts and / or term deposits..

In accordance with Council resolutions in relation to each reserve account, the name and purpose for which the reserves are set aside are as follows:

Employee Entitlements Reserve

To fund sick, annual and long service leave entitlements for former staff called upon by other local governments.

Plant Replacement Reserve

For the purchase of passenger vehicles, plant and machinery.

Town Drainage Reserve

For the planning and construction of major townsite drainage works

Land Rehabilitation Reserve

For the rehabilitation of the old saleyards site on Woogenellup Road

New Waste Disposal Site Reserve

For the construction of a new waste disposal site for the Shire of Plantagenet

Computer Software/Hardware Upgrade Reserve

For the upgrade of business system software and hardware with latest versions and additional functionality

Great Southern Regional Cattle Saleyards Reserve

For required capital improvements to the Saleyards

Shire Development and Building Improvements Reserve

For planned major projects, developments and planned major building improvements and refurbishments.

Outstanding Land Resumptions Reserve

For old / outstanding obligations for land resumptions associated with road realignments and the like

Natural Disaster Reserve

For the Council's proportion of natural disaster events in the Shire of Plantagenet

Plantagenet Medical Centre Reserve

For major building improvements and refurbishments to the Plantagenet Medical Centre

Recycling Bin Reserve

For the purchase of recycling bins to enable such a service to be implemented

The Council reserves the right to transfer cash between the period of 30 April and 31 August 2010 from the reserve accounts listed above to fund any short term operational cashflow requirements to reduce the requirement/use of an overdraft facility.

Note 7. NET CURRENT ASSETS

Adopted Budget 2011/2012

		Actual (est.) 30 June 2011	Budget 30 June 2012
Composition of Estimated Net Current Asset Position			
CURRENT ASSETS			
Cash - Unrestricted	15a	\$ 942,545	\$ 35,680
Cash - Restricted Reserves	15a	\$ 883,861	\$ 962,134
Cash - Restricted Municipal		\$ 308,962	\$ -
Receivables		\$ 797,119	\$ 420,737
Inventories		\$ 84,047	\$ 65,258
		\$ 3,016,533	\$ 1,483,809
LESS: CURRENT LIABILITIES			
Payables and Provisions		\$ (316,868)	\$ (521,675)
NET CURRENT ASSET POSITION		\$ 2,699,665	\$ 962,134
Less: Cash - Restricted Reserves	15a	\$ (883,861)	\$ (962,134)
ESTIMATED SURPLUS/(DEFICIENCY) C/FWD		\$ 1,815,805	\$ -

The estimated surplus/(deficiency) c/fwd in the 30 June 2011 actual column represents the surplus (deficit) brought forward as at 1 July 2011.

The estimated surplus/(deficiency) c/fwd in the 30 June 2012 budget column represents the surplus (deficit) carried forward as at 30 June 2012.

Note 7a. RESTRICTED FUNDS

Adopted Budget 2011/2012

	Actual B/Fwd 1 July 2010	Est Actual 30 June 2011
Unspent Loan Funds		
Loan No. 89 - Saleyards	\$ 69,135	\$ 28,415
	\$ 69,135	\$ 28,415
Unspent Grants		
Country Local Government Fund - Royalties for Regions	\$ 626,169	\$ 107,171
Royalties For Regions - CLGF - Forward Capital Works Plan	\$ 35,000	\$ 18,138
Incentive Grant - OCP - Mount Barker Youth Space & Skate Park	\$ 20,000	\$ -
Dep't of Transport - RLCIP - Forest Hill Hall & Public Art (Crane)	\$ -	\$ 15,000
Dep't of Agriculture and Food - Dry Season Scheme	\$ -	\$ 16,187
Dep't of Regional Development - Mount Barker Community Centre - Co-Location	\$ -	\$ 23,388
Disability Services Commission - Accessible Communities - Wilson Park	\$ -	\$ 5,664
Department of Local Government - Asset Management Capacity Building	\$ -	\$ 70,000
Department of Local Government - Long Term Financial Plan	\$ -	\$ 25,000
	\$ 681,169	\$ 280,547
Total Restricted Funds	\$ 750,304	\$ 308,962

These funds are referred to as restricted, but are not subject to an external requirement to restrict them.

All of the 30 June 2011 funds are therefore included in the 2011/2012 surplus/deficit carried forward.

Note 8. RATING INFORMATION

Adopted Budget 2011/2012

	Cents in the \$	Rateable Value	No. of Assess.	Est. Actual 30 June 2011	Budget 2011/2012
General Rates					
Rural	0.56882	\$ 581,086,000	1318	\$ 3,040,116	\$ 3,305,333
Rural Townsite	10.42128	\$ 1,422,590	172	\$ 135,339	\$ 148,252
Mount Barker Townsite	10.42128	\$ 7,976,350	751	\$ 763,984	\$ 831,238
Strata Title	10.42128	\$ 35,516	4	\$ 2,168	\$ 3,701
Rural GRV	10.42128	\$ 1,340,598	51	\$ 126,534	\$ 139,707
		\$ 591,861,054	2,296	\$ 4,068,141	\$ 4,428,232
Minimum Rates					
Rural	\$ 695.00	\$ 27,752,800	282	\$ 90,750	\$ 195,990
Rural Townsites	\$ 695.00	\$ 920,527	356	\$ 184,250	\$ 247,420
Mount Barker Townsite	\$ 695.00	\$ 1,269,995	256	\$ 80,300	\$ 177,920
Strata Title	\$ 695.00	\$ 175,900	88	\$ 48,950	\$ 61,160
Rural GRV	\$ 695.00	\$ 127,768	23	\$ 6,050	\$ 15,985
Mining	\$ 695.00	\$ 86,240	8	\$ 5,500	\$ 5,560
		\$ 30,333,230	1013	\$ 415,800	\$ 704,035
		\$ 622,194,284	3,309	\$ 4,483,941	\$ 5,132,267
Rate Exemptions					
		\$ 17,310	321	\$ -	\$ -
Non Rateable Properties					
		\$ 382,820	603	\$ -	\$ -
		\$ 622,594,414	4,233	\$ 4,483,941	\$ 5,132,267
Interim Rates					
GRV				\$ 8,163	\$ 5,000
UV				\$ 8,346	\$ 5,000
				\$ 16,508	\$ 10,000
Total Rates Revenue				\$ 4,500,450	\$ 5,142,267
Other					
Instalments Admin Fees				\$ 11,520	\$ 13,500
Instalment Interest Charges				\$ 13,649	\$ 16,000
Penalty Interest				\$ 56,548	\$ 55,000
				\$ 81,717	\$ 84,500
Total Rates and Charges Revenue				\$ 4,582,167	\$ 5,226,767
Rubbish Collection Charges					
Receptacle Charge - Waste Avoidance and Resource Recovery Act 2007					
	\$ 180.00	1st Bin	1172	\$ 195,720	\$ 210,960
	\$ 140.00	Subsequent bins	233		\$ 32,620
					\$ 243,580

All land except exempt land in the Shire of Plantagenet is rated according to its Gross Rental Value (GRV) or Unimproved Value (UV). No rate discounts are offered.

The general rates detailed above for the 2011/12 financial year have been determined by the Council on the basis of raising the revenue required to meet the deficiency between the total estimated expenditure proposed in the budget and the estimated revenue to be received from all sources other than rates and also considering the extent of any increase in rating over the level adopted in the previous year.

The minimum rates have been determined by the Council on the basis that all ratepayers must make a reasonable contribution to the cost of Shire services and facilities.

The Council will not charge any specified area rates or service charges.

RATES SUPPORTING INFORMATION

The following procedures have been adopted by the Council for the direction of staff in regard to rates administration & collection:

RATES INSTALMENT OPTIONS

All rates and charges are due and payable 35 days from the date of issue of the original rates notice, unless an election to pay by instalments is made. Ratepayers can choose between a two or four instalment plan. Any arrears from previous financial years are included in the first instalment and must be paid in full to be accepted into an instalment plan.

When payment is elected to be made by instalments, the first rates instalment is due and payable 35 days from the date of issue of the original notice. It is anticipated that due dates for 2011/2012 will be as follows:

TWO INSTALMENT OPTION

Original Rates Notice Issued	13 July 2011
First Instalment Due	17 August 2011
Second Instalment Due	4 January 2012

FOUR INSTALMENT OPTION

Original Rates Notice Issued	13 July 2011
First Instalment Due	17 August 2011
Second Instalment Due	19 October 2011
Third Instalment Due	4 January 2012
Fourth Instalment Due	7 March 2012

An administration fee of \$7.50 per instalment reminder notice (ie: second, third and fourth instalment) is payable when electing to pay by instalments to cover administration expenses & it is estimated that \$13,500 will be raised via this charge in the 2011/2012 year. The instalment interest component charge under Section 6.45 (3) of the Local Government Act 1995 is set at 5.5% and it is estimated that \$16,000 will be raised via the instalment interest component in 2011/2012.

11% per annum simple interest is charged on all outstanding rates (including General Waste Levy, rubbish collection charges, ESL & legal expenses) that remain unpaid after the due date of the respective instalment reminder.

DISCOUNT

No discount will be offered for the timely payment of rate accounts in the 2011/2012 financial year.

INCENTIVE SCHEME

As an incentive to pay the total rate account in full on or before the due date, three separate prizes will be offered.

- First Prize will be a \$500 savings account with the Mount Barker Bendigo Community Bank.
- Second Prize will be overnight accommodation with breakfast at Esplanade River Suites in Perth.
- Third Prize will be a selection of a dozen mixed wines from the Porongurup Wine Producers.

LATE PAYMENT PENALTY INTEREST

Simple interest (charged daily) will be charged on all outstanding property rates which remain unpaid after 35 days from the date of issue of the rates notice & will continue to accrue until the day before payment is made. The rate of interest for the 2011/2012 financial will be 11% and it is estimated that \$55,000 will be raised from the imposition of penalty interest. Pensioners are excluded from this penalty interest charge. Late payment penalty interest also applies to outstanding General Waste Levy charges, Rubbish Collection Charges, ESL and legal expenses.

SERVICE CHARGES

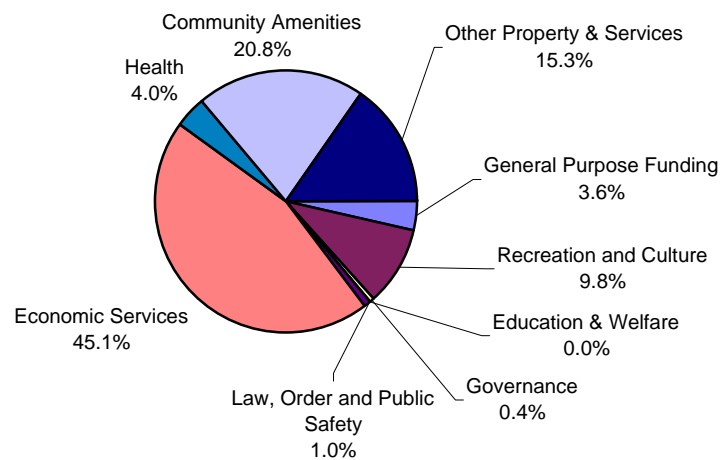
The Shire of Plantagenet does not raise any service charges in accordance with Local Government (Financial Management) Regulation 54.

PAYMENT METHODS

Payment can be made at Council Offices during normal working hours (9.00am to 4.15pm) Monday to Friday, by mailing a cheque or money order to the Council or by BPAY. Payments via credit card are limited to a maximum of \$10,000 per assessment. Payment can also be made over the internet by BPoint (www.plantagenet.wa.gov.au) or over the telephone by phoning 1300 276 468.

	Budget 30 June 2011	Est. Actual 30 June 2011	Budget 30 June 2012
General Purpose Funding	\$ 46,100	\$ 87,296	\$ 60,610
Governance	\$ 7,403	\$ 7,218	\$ 7,403
Law, Order and Public Safety	\$ 16,400	\$ 18,256	\$ 16,700
Health	\$ 66,650	\$ 70,502	\$ 67,450
Education and Welfare	\$ -	\$ 252	\$ -
Community Amenities	\$ 618,720	\$ 645,352	\$ 351,700
Recreation and Culture	\$ 183,705	\$ 181,872	\$ 166,605
Economic Services	\$ 719,800	\$ 897,488	\$ 764,590
Other Property and Services	\$ 417,270	\$ 263,392	\$ 259,700
	\$ 2,076,048	\$ 2,171,628	\$ 1,694,757

Breakup of Fees and Charges Revenue 2011/2012



Each Elected Member Is Entitled To Claim The Following Fees, Expenses & Allowances In Accordance With Section 5.98, 5.99 & 5.99A Of The Local Government Act (LGA) 1995.

SITTING FEES

Paid For Attendance At Council & Committee Meetings			
Annual Attendance Fee - Section 5.99 LGA, Reg 34(2)(b)	Shire President	\$	14,000
Annual Attendance Fee - Section 5.99 LGA, Reg 34(1)(b)	Councillor	\$	7,000

MILEAGE REIMBURSEMENT

Reimbursement Paid Based On Distance Travelled To Perform Council Duties In Accordance With Council Policy CE/CS/1 - Section 5.98 LGA

SHIRE PRESIDENT'S ALLOWANCE

Paid to the Shire President in recognition of the additional costs associated with this position.			
Per Annum - Section 5.98(5) LGA 1995		\$	5,795

DEPUTY SHIRE PRESIDENT'S ALLOWANCE

Paid to the Deputy Shire President in recognition of the additional costs associated with this position.			
Per Annum - Section 5.98A LGA 1995, Reg 33A		\$	1,448.75

TELECOMMUNICATIONS ALLOWANCE

Reimbursement of Service & Equipment Charges for the provision of a telephone and facsimile at each Councillor's Residence - Section 5.99A LGA 1995			
		\$	1,000

CHILD CARE

Reimbursement up to a maximum of \$10 per hour whilst attending meetings - Section 5.98 LGA 1995

ANNUAL EXPENSE SUMMARY

	Budget 30 June 2011	Est. Actual 30 June 2011	Budget 30 June 2012
Sitting Fees - Council Meetings	\$ (70,000)	\$ (71,166)	\$ (70,000)
President's Allowance	\$ (5,610)	\$ (6,170)	\$ (5,795)
Deputy President's Allowance	\$ (1,403)	\$ (1,589)	\$ (1,449)
Telecommunications & Incidentals	\$ (12,500)	\$ (9,437)	\$ (12,500)
Travelling Expenses	\$ (8,000)	\$ (1,560)	\$ (5,000)
TOTAL	\$ (97,350)	\$ (89,922)	\$ (94,744)

(a) Reconciliation of Cash

For the purposes of the statement of cash flows, cash includes cash and cash equivalents, net of outstanding bank overdrafts. Estimated cash at the end of the reporting period is as follows:

	Note	Budget 30 June 2011	Actual (est.) 30 June 2011	Budget 30 June 2012
Cash - Unrestricted		\$ (304,720)	\$ 942,545	\$ 35,680
Cash - Restricted Reserves	6	\$ 795,538	\$ 883,861	\$ 962,134
Cash - Restricted Other	7a	\$ -	\$ 308,962	\$ -
		<u>\$ 490,818</u>	<u>\$ 2,135,368</u>	<u>\$ 997,814</u>

The following restrictions have been imposed by regulation or other externally imposed requirements:

Employee Reserve	\$ 10,583	\$ 10,912	\$ 11,365
Plant Replacement Reserve	\$ 94,803	\$ 111,968	\$ 128,095
Town Drainage Reserve	\$ 84,094	\$ 87,104	\$ 111,228
Land Rehabilitation Reserve	\$ -	\$ -	\$ -
New Waste Disposal Site Reserve	\$ 160,065	\$ 215,813	\$ 197,549
Computer Software/Hardware Upgrade Reserve	\$ 20,155	\$ 20,574	\$ 41,938
Great Southern Regional Cattle Saleyards Reserve	\$ 20,155	\$ 20,574	\$ 93,214
Shire Development and Building Improvements Reserve	\$ 280,033	\$ 287,467	\$ 112,147
Outstanding Land Resumptions Reserve	\$ 22,704	\$ 23,523	\$ 26,550
Natural Disaster Reserve	\$ 62,636	\$ 64,776	\$ 108,484
Plantagenet Medical Centre Reserve	\$ 40,310	\$ 41,149	\$ 83,876
Recycling Bin Reserve	\$ -	\$ -	\$ 47,687
Unspent Grants	\$ -	\$ 308,962	\$ -

(b) Reconciliation of Net Cash Provided By Operating Activities to Net Result

Net Result	\$ 2,025,478	\$ 4,406,423	\$ 1,140,331
Depreciation and Amortisation	\$ 2,773,894	\$ 3,427,687	\$ 3,855,951
(Profit) / Loss on Sale of Assets	\$ (63,279)	\$ (74,646)	\$ 67,396
(Increase)/Decrease in Receivables	\$ 146,183	\$ 176,652	\$ 376,382
(Increase)/Decrease in Inventories	\$ 5,110	\$ 9,969	\$ 18,789
Increase/(Decrease) in Payables and Provisions	\$ 59,522	\$ (56,214)	\$ (204,807)
Grants/Contributions for the Development of Assets	\$ (2,341,748)	\$ (4,692,543)	\$ (2,506,715)
Net Cash from Operating Activities	<u>\$ 2,605,160</u>	<u>\$ 3,197,328</u>	<u>\$ 2,747,326</u>

(c) Undrawn Borrowing Facilities
Credit Standby Arrangements

Bank Overdraft limit	\$ 500,000	\$ 500,000	\$ 500,000
Bank Overdraft at Balance Date	\$ -	\$ -	\$ -
Credit Card limit	\$ 10,000	\$ 10,000	\$ 10,000
Credit Card Balance at Balance Date	\$ -	\$ -	\$ -
Total Amount of Credit Unused	<u>\$ 510,000</u>	<u>\$ 510,000</u>	<u>\$ 510,000</u>

Loan Facilities

Loan Facilities in use at Balance Date	\$ 4,495,306	\$ 2,488,946	\$ 2,346,307
Unused Loan Facilities at Balance Date	\$ -	\$ 28,415	\$ -

Note 13. TRUST FUNDS

Adopted Budget 2011/2012

Funds held at balance date over which the Shire has no control and which are not included in the financial statements are as follows:

	Est. Actual 30 June 2011	Budget 30 June 2012
Feral Pig Eradication Committee	\$ 64,055	\$ 64,055
Middleward BFB Funds	\$ 7,618	\$ -
Contribution - Public Open Space	\$ 167,992	\$ 160,492
Contribution - Roadworks	\$ 8,631	\$ 8,631
Bonds - Planning Advertising	\$ 3,000	\$ 3,000
Bonds - Relocatable Dwelling	\$ 57,500	\$ 57,500
Bonds - Extractive Industries	\$ 10,000	\$ 10,000
Bonds - Road Construction Guarantee	\$ 93,216	\$ 93,216
Bonds - Tree / Garden / Planting	\$ 4,309	\$ 4,309
Bonds - Subdivisional	\$ 4,000	\$ 4,000
Bonds - Parking	\$ 3,000	\$ 3,000
Bonds - Footpath	\$ 9,835	\$ 9,835
Bonds - Other	\$ 4,515	\$ 4,515
Bonds - Councillor Nomination	\$ -	\$ -
Total	\$ 437,671	\$ 422,553

These funds do not belong to the Council and are held in a separate bank account.

Note 14. MAJOR LAND TRANSACTIONS

The Council has no major land transactions planned for 2011/2012

GREAT SOUTHERN REGIONAL CATTLE SALEYARDS

As required under Financial Management Regulation 27 (l) (i) & (j), the Shire of Plantagenet is to disclose any major trading undertakings. The Council has for a number of years had a 50% share in The Great Southern Regional Saleyards. At a special meeting of the Council on 31 January 2005, the Council resolved to purchase the City of Albany's 50% share, effective 31 March 2005. The Great Southern Regional Saleyards is now 100% owned and operated by the Shire of Plantagenet.

	Budget 30 June 2011	Est. Actual 30 June 2011	Budget 30 June 2012
Operating Expenditure			
Employee Costs - Conferences & Training	\$ (4,000)	\$ (307)	\$ (4,000)
Employee Costs - Salaries & Wages	\$ (185,000)	\$ (203,841)	\$ (190,550)
Employee Costs - Superannuation	\$ (15,566)	\$ (15,432)	\$ (16,035)
Employee Costs - Travel & Accommodation	\$ (1,000)	\$ -	\$ (1,000)
Employee Costs - Uniforms, Clothing & Accessories	\$ (2,400)	\$ (992)	\$ (2,000)
Employee Costs - Medicals & Vaccinations	\$ (250)	\$ (592)	\$ (500)
Employee Costs - Workers Compensation Insurance	\$ (6,013)	\$ (6,038)	\$ (6,050)
Office Expenses - Computer Equipment Maintenance	\$ (8,000)	\$ (9,226)	\$ (8,500)
Office Expenses - Other Operating Costs	\$ (1,000)	\$ (114)	\$ (1,000)
Office Expenses - Telephone	\$ (3,000)	\$ (3,188)	\$ (3,000)
Other Expenses - Environmental Services	\$ (5,000)	\$ (4,797)	\$ (6,000)
Other Expenses - Feed Purchases	\$ (3,000)	\$ (6,374)	\$ (5,000)
Other Expenses - Insurances	\$ (27,000)	\$ (31,492)	\$ (32,000)
Other Expenses - Licence Fees	\$ (2,000)	\$ (1,452)	\$ (2,000)
Other Expenses - NSQA Expenses	\$ (5,000)	\$ -	\$ (5,000)
Other Expenses - Other Operating Costs	\$ (5,000)	\$ (7,759)	\$ (10,000)
Other Expenses - Promotional Material & Public Relations	\$ (15,000)	\$ (15,942)	\$ (19,000)
Other Expenses - Tools & Sundry	\$ (2,000)	\$ -	\$ (2,000)
Other Expenses - Water Monitoring	\$ (10,000)	\$ (1,461)	\$ (6,000)
Other Expenses - Sludge Removal	\$ (20,000)	\$ -	\$ (40,000)
Vehicle Running Costs - Motor Vehicle Allocations	\$ (7,000)	\$ (8,974)	\$ (10,000)
Building & Grounds (PC) - Building Maintenance	\$ (10,000)	\$ (3,111)	\$ (5,000)
Building & Grounds (PC) - Building Operating	\$ (28,600)	\$ (32,188)	\$ (32,000)
Building & Grounds (PC) - Grounds Maintenance	\$ (45,000)	\$ (71,504)	\$ (50,000)
Non Cash Expenses - Depreciation - Furniture & Fittings	\$ (20,806)	\$ (15,232)	\$ (13,840)
Non Cash Expenses - Depreciation - Land & Buildings	\$ (86,329)	\$ (79,207)	\$ (95,048)
Non Cash Expenses - Depreciation - Plant, Machinery & Equip	\$ (6,537)	\$ (5,185)	\$ (10,106)
Non Cash Expenses - Loss on Sale of Assets	\$ -	\$ -	\$ -
Admin Services Allocation	\$ (55,316)	\$ (55,295)	\$ (65,853)
Total Operating Expenditure	\$ (579,817)	\$ (579,703)	\$ (641,482)
Operating Income			
Contributions - Agent Contributions	\$ 60,000	\$ 81,961	\$ 63,525
Other Income - Avdata Income	\$ 18,750	\$ 18,687	\$ 15,031
Other Income - Entry Fees	\$ 12,800	\$ 12,000	\$ 12,800
Other Income - Hay Feeding	\$ 18,000	\$ 63,396	\$ 17,886
Other Income - NLIS Tagging	\$ 12,500	\$ 15,520	\$ 11,991
Other Income - Other Operating Income	\$ 4,500	\$ 10,123	\$ 5,261
Other Income - Sale of Manure	\$ 4,500	\$ 3,572	\$ 4,401
Other Income - Saleyard Weigh & Pen Fees	\$ 450,000	\$ 524,511	\$ 473,892
Other Income - Shippers/Private Weigh	\$ 20,000	\$ 23,221	\$ 19,171
Other Income - Stock Removal	\$ 3,000	\$ 5,193	\$ 3,281
Non Cash Revenue - Profit on Sale of Assets	\$ 7,018	\$ 4,931	\$ -
Total Operating Income	\$ 611,068	\$ 763,115	\$ 627,237
Interest on Loans	\$ (131,845)	\$ (155,464)	\$ -
Net Operating Profit / (loss)	\$ (100,594)	\$ 27,948	\$ (14,245)

Note 15. MAJOR TRADING UNDERTAKINGS

Adopted Budget 2011/2012

GREAT SOUTHERN REGIONAL CATTLE SALEYARDS

	Budget 30 June 2011	Est. Actual 30 June 2010	Budget 30 June 2012
Less other expenditure:			
Loan Principal Repayments	\$ (138,250)	\$ (2,030,539)	\$ -
Capital Expenditure	\$ (67,635)	\$ (67,992)	\$ (211,500)
Plus other revenue:			
Loan Transfers	\$ 28,135	\$ 37,330	\$ -
Grant Funds	\$ -	\$ -	\$ -
Add back Non Cash Items	\$ 106,654	\$ 94,693	\$ 118,994
Add back Contributions to Capital Expenses	\$ 184,135	\$ 2,160,517	\$ 161,500
Total Impact on rates (Positive Figure indicates Nil impact on Rates)	\$ 12,444	\$ 221,957	\$ 54,749

Ledger Account	Assistance to	Details	Budget 30 June 2011	Budget 30 June 2012
General Purpose Funding				
20009.0255	Plantagenet Village Homes	Property & rubbish charges	\$ 2,800	\$ 2,825
20009.0255	Plantagenet Historical Society	Property & rubbish charges	\$ 190	\$ 235
20009.0255	Plantagenet Players Inc.	Property & rubbish charges	\$ 300	\$ 1,048
			\$ 3,290	\$ 4,108
Education & Welfare				
<u>Other Education</u>				
20134.0255	Mount Barker Community College	Development of a community service program	\$ -	\$ 4,000
20134.0255	Mount Barker Community College	School ball road closure	\$ -	\$ 217
50823.0252	Mount Barker Playgroup	Contribution towards renovation of toilet & laundry	\$ -	\$ 4,819
			\$ -	\$ 9,036
<u>Aged & Disabled Other</u>				
20150.0255	Plantagenet Village Homes	Assist with planning & preparatory work for Stage 1	\$ 30,000	\$ -
20150.0255	Plantagenet Village Homes	Painting of units at 22 Muir Street	\$ -	\$ -
20150.0255	RSL Mount Barker	Contribution towards garden maintenance	\$ -	\$ 730
20150.0255	Mt Barker Plantagenet Probus Club	Contribution towards data projector	\$ -	\$ 500
			\$ 30,000	\$ 1,230
<u>Other Welfare</u>				
20813.0255	Youthcare Mount Barker	Contribution towards Chaplain Service	\$ 4,000	\$ 4,000
20813.0255	YMCA Perth	Contribution towards community bus	\$ -	\$ 2,500
			\$ 4,000	\$ 6,500
Recreation & Culture				
<u>Sporting Clubs</u>				
20208.0255	Mount Barker Swimming Club	Donation of Family Pool Season Ticket	\$ 200	\$ 200
20208.0255	Mount Barker Turf Club	Shade Sails & Turf Mower	\$ 14,200	\$ -
20208.0255	Narpanup Golf Club	Dig Trench For Power Extension	\$ 500	\$ -
20208.0255	Mount Barker Hockey Club	Build equipment trolley to be used by all rec centre users	\$ 500	\$ -
20208.0255	Mount Barker Speedway Club	Shire Grader & Operator Subject To Availability & Notice	\$ 1,000	\$ -
20208.0255	Mount Barker Turf Club	Contribution towards Vertidrain and Lean-To	\$ -	\$ 15,035
51461.0252	Kendenup Country Club	Contribution towards 52,000L tank	\$ -	\$ 2,250
51462.0252	Mount Barker Speedway Club	Contribution towards lockable shed	\$ -	\$ 3,000
			\$ 16,400	\$ 20,485
<u>Other Culture</u>				
20221.0255	CWA Rocky Gully Branch	Recarpet CWA Rooms	\$ 850	\$ -
20221.0255	Girl Guides WA - Mount Barker	Assist With Operational Costs	\$ 500	\$ -
20221.0255	Plantagenet Players	Replacement Of Velvet House Curtains	\$ -	\$ -
20221.0255	Porongurup Scout/Cub Group	Clearing Of Porongurup Hall tennis courts & fencing	\$ 1,000	\$ -
20221.0255	Plantagenet Historical Society	Contribution to Operations	\$ 7,000	\$ 7,000
51130.0252	Plantagenet Historical Society	Reticulation for Court House and Museum	\$ -	\$ -
20221.0255	Plantagenet Arts Council	\$1,000 Art Prize & \$500 Plantagenet District Hall hire	\$ 1,500	\$ 1,500
20221.0255	Riding for the Disabled	Various equipment	\$ -	\$ -
20221.0255	Rotary Club of Mount Barker	Contribution to Australia Day Breakfast & Hall Hire	\$ 600	\$ 905
20221.0255	Mt Barker Wildflower Photo Cttee	District Hall hire costs - 9 days	\$ 500	\$ -
20221.0255	Mt Barker Community Fair Committee	Retainer / Seeding Funds and in kind services for Fair	\$ -	\$ -
20221.0255	Forest Hill-Denbarker Community Hall	Public liability & building insurance and centenary advertising	\$ 1,100	\$ 2,100
20221.0255	Friends of the Porongurup Range	Art in the Park outdoor sculptural exhibition	\$ -	\$ 500
20221.0255	ArtSouth WA Inc	Contribution towards Art & Craft Trail	\$ -	\$ 500
20221.0256	Porongurup Scout/Cub Group	Contribution owards storage shed	\$ -	\$ 780
			\$ 13,050	\$ 13,285

Ledger Account	Assistance to	Details	Budget 30 June 2011	Budget 30 June 2012
<u>Economic Services</u>				
<u>Rural Services</u>				
21305.0255	Feral Pig Committee	Contribution to operations	\$ 2,500	\$ 2,500
			\$ 2,500	\$ 2,500
			\$ -	
<u>Tourism & Area Promotion</u>				
21311.0370	Qantas Wine Show of WA	Assist With Recreation Centre Hire	\$ 1,100	\$ 1,000
21311.0370	Porongurup Promotions Association	Tourism Signage on Roads Promoting Region & Heritage	\$ 1,800	\$ -
21311.0370	Mount Barker Wine Producers Ass'n	Grapes & Gallops sponsorship & street banners and generic street banners	\$ -	\$ 3,500
21311.0370	Great Southern District Display	Contribution towards Royal Show exhibition	\$ 400	\$ 450
21311.0370	Plantagenet News	Provision of 2nd hand equipment subject to availability	\$ 500	\$ 250
			\$ 3,800	\$ 5,200
GRAND TOTAL			\$ 73,040	\$ 62,344

	Item	Reg No.	Price	Trade	Net
PASSENGER VEHICLES					
Governance					
Deputy Chief Executive Officer	1063	PL 10430	\$ (47,750)	\$ 19,545	\$ (28,205)
Law, Order & Public Safety					
Ranger (Includes \$12.5k for Cage, Hoist etc)	1062	PL 774	\$ (50,450)	\$ 29,090	\$ (21,360)
Community Emergency Services Manager	1064	PL 11260	\$ (35,250)	\$ 22,730	\$ (12,520)
Health					
Environmental Health Officer	1068	PL 10460	\$ (35,250)	\$ 20,000	\$ (15,250)
Community Amenities					
Manager Development Services	1070	PL 10450	\$ (39,200)	\$ 21,700	\$ (17,500)
Planning Officer	1057	PL 449	\$ (29,850)	\$ 9,500	\$ (20,350)
Economic Services					
Principal Building Surveyor	1059	PL 10440	\$ (29,150)	\$ 11,360	\$ (17,790)
Building Maintenance Officer	1056	PL 531	\$ (29,600)	\$ 7,250	\$ (22,350)
Cleaner	1032	PL 1311	\$ (29,850)	\$ 8,600	\$ (21,250)
Other Property & Services					
Principal Works Supervisor	1061	PL 777	\$ (35,250)	\$ 22,700	\$ (12,550)
Total Passenger Vehicles			\$ (361,600)	\$ 172,475	\$ (189,125)
HEAVY PLANT					
Trucks					
Mack Hook Lift Truck	2525	PL 05	\$ (275,000)	\$ 25,000	\$ (250,000)
Hino Truck (Small)	2504	PL 011	\$ (57,784)	\$ 29,418	\$ (28,367)
Isuzu Crew Cab	2505	PL 012	\$ (81,200)	\$ 34,671	\$ (46,529)
Other					
Kubota Tractor Mower	3507	PL 10013	\$ (54,360)	\$ 5,600	\$ (48,760)
Sewell Road Broom	6002	PL 5499	\$ (55,000)	\$ 11,500	\$ (43,500)
Total Heavy Plant			\$ (523,344)	\$ 106,188	\$ (417,156)
MINOR PLANT					
Custom Made Bitumen Trailer	7501	PL 5500	\$ (23,000)	\$ -	\$ (23,000)
Vehicle Trailer (Parks & Gardens)	7504	PL 5522	\$ (6,000)	\$ 1,500	\$ (4,500)
Slasher	15504		\$ (7,850)	\$ 1,000	\$ (6,850)
Total Minor Plant			\$ (36,850)	\$ 2,500	\$ (34,350)
TOTAL EXPENDITURE					
Passenger Vehicles			\$ (361,600)	\$ 172,475	\$ (189,125)
Heavy Plant			\$ (523,344)	\$ 106,188	\$ (417,156)
Minor Plant			\$ (36,850)	\$ 2,500	\$ (34,350)
			\$ (921,794)	\$ 281,163	\$ (640,631)

PROGRAM	JOB NO.	ROAD NAME	LOCALITY	SECTION	DESCRIPTION OF WORK	R2R	TIRES	RRG	OTHER	CARRIED FORWARD	COUNCIL	TOTAL BUDGET	COMMENTS
Regional Road Group	51247.0250	Woogenellup Road	Woogenellup	SLK 33 to 36.72	Widen and reseal with drainage improvements			328,000			164,000	492,000	
	51248.0250	Porongurup Road	Porongurup	SLK 26.00 to 28.18	Widen and reseal with drainage improvements			253,333			126,667	380,000	
	TOTAL REGIONAL ROADS GROUP						0	0	581,333	0	0	290,667	872,000
TIRES	51287.0250	Yellanup Road	Narrakup	SLK 4.0 to 6.6	Second coat seal and widen to 7m		66,667				33,333	100,000	
	51275.0250	Spencer Road	Narrakup	SLK 0.00 to 4.5	Second coat seal, bridge guard rails		133,333				66,667	200,000	
TOTAL TIRES						0	200,000	0	0	0	100,000	300,000	
Roads to Recovery	51291.0250	Eulup-Manurup Road	Mount Barker	SLK 0.26 To SLK 5.56	Reseal							15,979	Carried Forward from 2010/11
	51295.0250	Red Gum Pass Road	Kendenup	SLK 2.00 To SLK 6.00	Widen shoulders & reseal							108,485	Carried Forward from 2010/11
	51297.0250	Lowood Road	Mount Barker	Southern Entrance to Coop Fuel	Asphalt	76,000						76,000	
	51298.0250	Takalarup Road	Takalarup	SLK 2.80 to 8.84	Resheet gravel and widen formation	250,000						250,000	
	51307.0250	Wilson Rd	Mount Barker	Albany Highway to Craddock Rd	Resheet gravel and widen formation	82,000						82,000	
TOTAL ROADS TO RECOVERY						408,000	0	0	0	0	0	532,464	
Own Resources	51202.0250	Pre Construction Future Works	Mount Barker	Various Locations	Improvements & Extensions						30,000	30,000	
	51203.0250	Mount Barker Footpaths	Mount Barker	Various Locations	Improvements & Extensions						50,000	50,000	
	51202.0250	Mount Barker Drainage	Mount Barker	Various Locations	Improvements & Extensions						30,000	30,000	
	51230.0250	Footpaths	Mount Barker	Various Locations	Improvements & Extensions						5,000	5,000	
	51231.0250	Drainage	Mount Barker	Various Locations	Improvements & Extensions						5,000	5,000	
	51232.0250	Menston Street	Mount Barker	Cul-dee-sac (North end)	Upgrade, improve drainage and seal						27,400	27,400	
	51233.0250	Mills Road	Mount Barker	Entire length	Upgrade, improve drainage and seal						43,450	43,450	
	51234.0250	Wilson Road	Mount Barker	Craddock Road to Carr Road	Resheet gravel and widen formation						47,500	47,500	
	51235.0250	Hambley Street	Mount Barker	Intersection with Warburton Road	Upgrade, improve drainage and seal						17,360	17,360	
	51236.0250	Lowood Road	Mount Barker	Near Bakery	Parking						40,000	40,000	
	51237.0250	Kwornicup Road	Forest Hill	SLK 0.00 to 4.23	Resheet Gravel & Widen Formation						85,000	85,000	
	51238.0250	Williams Road	Mt Barker/Kendenup	Whole Length	Resheet Gravel & Improve Drainage						80,000	80,000	
	51239.0250	Short Street	Mount Barker	Whole Length	Townscape works				125,000		250,000	250,000	
	51240.0250	Beverley Road	Kendenup	Entrance to Town	Entry Statements						31,600	31,600	
	51249.0250	Martagallup Road	Kendenup	Near Albany Highway	Grain Pull-in Bay						30,000	30,000	
TOTAL COUNCIL FUNDED						0	0	0	125,000	0	772,310	772,310	
Total Capital Projects (Funding) 2010/2011						408,000	200,000	581,333	125,000	0	1,162,977	2,476,774	
Road Maintenance	20225.0126	All Shire Constructed Roads	General Maintenance	All Sealed & Unsealed Formed Roads	Routine Road Maintenance - Urban & Rural						1,150,000	1,150,000	
	20225.0390	All Shire Roads	Excavator Work	All Sealed & Unsealed Formed Roads	Clearing & Trimming Tree Canopy						140,000	140,000	
	20225.0391	All Shire Roads	Edge Patching	All Sealed & Unsealed Formed Roads	Edge Patching						30,000	30,000	
	20225.0392	All Shire Roads	Slashing & Spraying	All Sealed & Unsealed Formed Roads	Slashing & Spraying						30,000	30,000	
TOTAL MAINTENANCE											1,350,000	1,350,000	
TOTAL EXPENDITURE											2,512,977	3,826,774	



MANAGEMENT REPORTS



MANAGEMENT REPORTS

Adopted Budget 2011/2012

	Responsible Officer	Account Number	Amended Budget 30 June 2011	Estimated Actual 30 June 2011	Budget 30 June 2012
PROGRAM 3 - GENERAL PURPOSE FUNDING					
RATES					
Operating Expenditure					
Employee Costs - Salaries	DCEO	20000.0130	\$ (50,770)	\$ (51,554)	\$ (54,321)
Employee Costs - Superannuation	DCEO	20000.0141	\$ (7,026)	\$ (7,124)	\$ (7,509)
Employee Costs - Uniforms, Clothing & Accessories	DCEO	20000.0266	\$ (400)	\$ (341)	\$ (400)
Employee Costs - Workers Compensation Insurance	DCEO	20000.0043	\$ (1,652)	\$ (1,659)	\$ (1,765)
Office Expenses - Printing & Stationery	DCEO	20005.0103	\$ (5,000)	\$ (2,606)	\$ (5,000)
Other Expenses - Bank Fees & Charges	DCEO	20009.0007	\$ (9,000)	\$ (5,963)	\$ (9,000)
Other Expenses - Donations	DCEO	20009.0255	\$ (2,990)	\$ (2,990)	\$ (4,108)
Other Expenses - FESA Levy	DCEO	20009.0256	\$ (2,000)	\$ (2,181)	\$ (2,200)
Other Expenses - Rate Recovery/Legal Costs	DCEO	20009.0071	\$ (30,000)	\$ (30,252)	\$ (35,000)
Other Expenses - Other Operating Costs	DCEO	20009.0312	\$ (6,000)	\$ (775)	\$ (3,000)
Other Expenses - Title Searches	DCEO	20009.0148	\$ (750)	\$ (734)	\$ (750)
Other Expenses - Valuation Expenses	DCEO	20009.0156	\$ (25,000)	\$ (21,165)	\$ (40,000)
Other Expenses - Refund of Overpayment	DCEO	20009.0378	\$ -	\$ -	\$ (1,000)
Admin Services Allocation	ACCOUNTANT	20017.0308	\$ (100,926)	\$ (101,150)	\$ (120,150)
<i>Sub-total - Cash</i>			\$ (241,513)	\$ (228,494)	\$ (284,204)
Non Cash Expenses - Annual Leave Accrual	ACCOUNTANT	20020.0309	\$ -	\$ -	\$ -
Non Cash Expenses - Long Service Leave Accrual	ACCOUNTANT	20020.0310	\$ -	\$ -	\$ -
<i>Sub-total - Non Cash</i>			\$ -	\$ -	\$ -
Total Operating Expenditure			\$ (241,513)	\$ (228,494)	\$ (284,204)
Operating Income					
General Rate GRV - Rates	DCEO	10000.0414	\$ 1,347,575	\$ 1,347,378	\$ 1,625,384
General Rate GRV - Prepaid Rates - Rates Paid In Advance	DCEO	10000.0415	\$ (20,000)	\$ -	\$ -
General Rate GRV - Interim Rates	DCEO	10000.0490	\$ 5,000	\$ (4,861)	\$ 5,000
General Rate UV - Rates	DCEO	10001.0414	\$ 3,137,006	\$ 3,137,560	\$ 3,506,883
General Rate UV - Prepaid Rates - Rates Paid In Advance	DCEO	10001.0415	\$ (15,000)	\$ -	\$ -
General Rate UV - Interim Rates	DCEO	10001.0490	\$ 10,000	\$ 3,730	\$ 5,000
Other Revenue - FESA Administrative Fee	DCEO	10006.0222	\$ 5,000	\$ 4,740	\$ 5,000
Other Revenue - Rate Search	DCEO	10006.0111	\$ 11,000	\$ 10,016	\$ 11,000
Other Revenue - Sales Rate Roll CD	DCEO	10006.0135	\$ 50	\$ 135	\$ 50
Rates Penalties & Fees - Instalment Admin Fee	DCEO	10004.0062	\$ 11,500	\$ 11,520	\$ 13,500
Rates Penalties & Fees - Instalment Interest	DCEO	10004.0063	\$ 13,500	\$ 13,649	\$ 16,000
Rates Penalties & Fees - Legal Costs Reimbursed	DCEO	10004.0069	\$ 55,500	\$ 61,004	\$ 30,000
Rates Penalties & Fees - Penalty Interest	DCEO	10004.0095	\$ 55,000	\$ 56,548	\$ 55,000
Deferred Rates - Pensioner Deferred Rates Interest	DCEO	10005.0098	\$ 1,000	\$ (116)	\$ 1,000
Deferred ESL - Pensioner Deferred ESL Interest	ACCOUNTANT	10012.0097	\$ 50	\$ (3)	\$ 60
<i>Sub-total - Cash</i>			\$ 4,617,181	\$ 4,641,300	\$ 5,273,877
Total Operating Income			\$ 4,617,181	\$ 4,641,300	\$ 5,273,877

	Responsible Officer	Account Number	Amended Budget 30 June 2011	Estimated Actual 30 June 2011	Budget 30 June 2012
OTHER GENERAL PURPOSE FUNDING					
Operating Expenditure					
Other Expenses - Grants Submission Fees	DCEO	20022.0257	\$ (1,000)	\$ -	\$ (1,000)
Interest Paid on Trust Funds	DCEO	20022.0243	\$ (500)	\$ -	\$ (500)
Admin Services Allocation	DCEO	20278.0308	\$ (37,678)	\$ (37,661)	\$ (44,855)
Total Operating Expenditure			\$ (39,178)	\$ (37,661)	\$ (46,355)
Operating Income					
General Purpose Grant - Grants - Direct (Untied)	DCEO	10007.0212	\$ 347,713	\$ 461,128	\$ 352,869
Local Road Grant - Grants - Direct (Untied)	DCEO	10008.0212	\$ 124,653	\$ 121,792	\$ 126,664
Local Road Grant - Grants - Roadworks (FAGS)	DCEO	10008.0211	\$ 558,264	\$ 775,136	\$ 591,243
Interest on Municipal Investments	DCEO	10009.0067	\$ 114,299	\$ 109,632	\$ 110,000
Interest on Reserve Funds	DCEO	10009.0066	\$ 50,000	\$ 55,594	\$ 55,000
Share Dividends	DCEO	10009.0221	\$ 1,000	\$ 2,189	\$ 1,000
<i>Sub-total - Cash</i>			<i>\$ 1,195,929</i>	<i>\$ 1,525,471</i>	<i>\$ 1,236,776</i>
Total Operating Income			\$ 1,195,929	\$ 1,525,471	\$ 1,236,776
TOTAL RATES AND GENERAL PURPOSE EXPENSES			\$ (280,691)	\$ (266,155)	\$ (330,558)
TOTAL RATES AND GENERAL PURPOSE INCOME			\$ 5,813,110	\$ 6,166,771	\$ 6,510,653

	Responsible Officer	Account Number	Amended Budget 30 June 2011	Estimated Actual 30 June 2011	Budget 30 June 2012
PROGRAM 4 - GOVERNANCE					
MEMBERS OF COUNCIL					
Operating Expenditure					
Other Operating Expenses - Advertising	EXEC SEC	20026.0003	\$ (1,000)	\$ (115)	\$ (1,000)
Other Operating Expenses - Citizenship Ceremonies	EXEC SEC	20026.0352	\$ (1,000)	\$ (333)	\$ (1,000)
Other Operating Expenses - Local Government Convention	DCEO	20026.0032	\$ (5,000)	\$ -	\$ (5,000)
Other Operating Expenses - Conferences, Training & Accommodation	DCEO	20026.0029	\$ (20,000)	\$ (15,814)	\$ (20,000)
Other Operating Expenses - Telecom & Incidental Expenses	DCEO	20026.0031	\$ (12,500)	\$ (9,437)	\$ (12,500)
Other Operating Expenses - Deputy President's Allowance	DCEO	20026.0037	\$ (1,403)	\$ (1,589)	\$ (1,449)
Other Operating Expenses - Elected Members - Sitting Fees	DCEO	20026.0042	\$ (70,000)	\$ (71,166)	\$ (70,000)
Other Operating Expenses - President's Allowance	DCEO	20026.0081	\$ (5,610)	\$ (6,170)	\$ (5,795)
Other Operating Expenses - Public Liability Insurance	DCEO	20026.0108	\$ (6,000)	\$ (4,808)	\$ (5,000)
Other Operating Expenses - Subscriptions	DCEO	20026.0258	\$ (17,500)	\$ (16,763)	\$ (17,500)
Other Operating Expenses - Travelling Allowance	DCEO	20026.0084	\$ (8,000)	\$ (1,560)	\$ (5,000)
Other Operating Expenses - WALGA State Councillor Payments	DCEO	20026.0332	\$ -	\$ -	\$ (2,000)
Vehicle Running Costs - Motor Vehicle Allocations	MGR WORKS	20401.0182	\$ (1,200)	\$ (712)	\$ (1,200)
Office Expenses - Elections - Advertising	DCEO	20024.0003	\$ -	\$ -	\$ (2,000)
Other Expenses - Elections - Professional Services	DCEO	20025.0030	\$ -	\$ -	\$ (25,000)
Admin Services Allocation	ACCOUNTANT	20402.0308	\$ (91,328)	\$ (91,567)	\$ (108,724)
<i>Sub-total - Cash</i>			\$ (240,541)	\$ (220,034)	\$ (283,168)
Non Cash Expenses - Depreciation - Furniture & Fittings	ACCOUNTANT	20284.0034	\$ -	\$ -	\$ -
Non Cash Expenses - Depreciation - Plant & Equipment	ACCOUNTANT	20284.0036	\$ (6,050)	\$ (4,589)	\$ (5,895)
Non Cash Expenses - Loss on Sale of Assets	ACCOUNTANT	20284.0078	\$ -	\$ -	\$ -
<i>Sub-total - Non Cash</i>			\$ (6,050)	\$ (4,589)	\$ (5,895)
Total Operating Expenditure			\$ (246,591)	\$ (224,623)	\$ (289,063)
Operating Income					
Non Cash Revenue - Profit on Sale of Assets	ACCOUNTANT	10171.0106	\$ 3,226	\$ 4,504	\$ -
Other Revenue - WALGA State Councillor Receipts	DCEO	10173.0407	\$ -	\$ -	\$ 2,000
Total Operating Income			\$ 3,226	\$ 4,504	\$ 2,000
OTHER GOVERNANCE					
Operating Expenditure					
Refreshments & Receptions - Meals and Refreshments	EXEC SEC	20030.0083	\$ (15,000)	\$ (11,063)	\$ (15,000)
Refreshments & Receptions - Presentations & Receptions	EXEC SEC	20030.0263	\$ (5,000)	\$ (2,485)	\$ (5,000)
Office Expenses - Minute Binding	DCEO	20032.0262	\$ (3,000)	\$ (2,686)	\$ (3,000)
Other Expenses - Additional Audit / Acquittal Costs	DCEO	20033.0260	\$ (3,000)	\$ (950)	\$ (10,000)
Other Expenses - Audit Fees	DCEO	20033.0259	\$ (16,000)	\$ (11,500)	\$ (12,000)
Other Expenses - CEO Donations	CEO	20033.0255	\$ (2,000)	\$ (545)	\$ (2,000)
Other Expenses - Community Assistance	DCEO	20033.0365	\$ (1,000)	\$ -	\$ (1,000)
Other Expenses - Other Operating Costs	CEO	20033.0312	\$ (22,000)	\$ (4,412)	\$ (21,588)
Other Expenses - Professional Services	DCEO	20033.0030	\$ (35,000)	\$ (18,625)	\$ (18,000)
Other Expenses - Promotional Material & Public Relations	EXEC SEC	20033.0261	\$ (1,000)	\$ (819)	\$ (1,000)
Other Expenses - Long Term Financial Planning Project	DCEO	20033.0366	\$ (25,000)	\$ -	\$ (25,000)
Other Expenses - Regional Co-operation Dev. Program	CEO	20033.0367	\$ (27,000)	\$ (364)	\$ (20,000)
Admin Services Allocation	ACCOUNTANT	20034.0308	\$ (288,948)	\$ (285,479)	\$ (338,581)
<i>Sub-total - Cash</i>			\$ (443,948)	\$ (338,928)	\$ (472,169)
Non Cash Expenses - Depreciation - Furniture & Fittings	ACCOUNTANT	20035.0034	\$ -	\$ -	\$ (3,600)
Non Cash Expenses - Depreciation - Land & Buildings	ACCOUNTANT	20035.0035	\$ -	\$ -	\$ -
Non Cash Expenses - Depreciation - Plant & Equipment	ACCOUNTANT	20035.0036	\$ -	\$ -	\$ -
Non Cash Expenses - Loss on Sale of Assets	ACCOUNTANT	20035.0078	\$ -	\$ -	\$ -
<i>Sub-total - Non Cash</i>			\$ -	\$ -	\$ (3,600)
Total Operating Expenditure			\$ (443,948)	\$ (338,928)	\$ (475,769)

	Responsible Officer	Account Number	Amended Budget 30 June 2011	Estimated Actual 30 June 2011	Budget 30 June 2012
Operating Income					
Grant Income - Long Term Financial Plan	DCEO	10014.0089	\$ 25,000	\$ 25,000	\$ -
Other Revenue - Forfeited Deposits	DCEO	10018.0050	\$ -	\$ -	\$ -
Other Revenue - Other Operating Income	EXEC SEC	10018.0232	\$ 200	\$ 269	\$ 200
Other Revenue - Photocopying	DCEO	10018.0100	\$ 75	\$ 42	\$ 75
Other Revenue - Rental - Staff Housing	DCEO	10018.0231	\$ 7,228	\$ 7,176	\$ 7,228
Other Revenue - Sale of Agendas & Minutes	DCEO	10018.0133	\$ -	\$ -	\$ -
Other Revenue - Sale of Electoral Roll	DCEO	10018.0132	\$ 50	\$ -	\$ 50
Other Revenue - Sale of Maps & Publications	DCEO	10018.0235	\$ 50	\$ -	\$ 50
Reimbursements - LSL	DCEO	10016.0224	\$ -	\$ 1,974	\$ -
Reimbursements - Other	DCEO	10016.0229	\$ 60,850	\$ 75,585	\$ 60,000
Reimbursements - Staff Uniforms	DCEO	10016.0223	\$ 500	\$ (39)	\$ 500
Contributions - Other Contributions	DCEO	10017.0200	\$ 20,000	\$ 20,000	\$ -
<i>Sub-total - Cash</i>			\$ 113,953	\$ 130,007	\$ 68,103
Non Cash Revenue - Profit on Sale of Assets	ACCOUNTANT	10015.0106	\$ 4,925	\$ 12,285	\$ -
Total Operating Income			\$ 118,878	\$ 142,292	\$ 68,103
Borrowing Costs					
Capital Expenditure					
Loan Repayment - Loan No. 90 - New Admin Centre	ACCOUNTANT	50405.0331	\$ (98,789)	\$ (98,789)	\$ (104,622)
Total Capital Expenditure			\$ (98,789)	\$ (98,789)	\$ (104,622)
Operating Expenditure					
Financial Expenses - Loan No. 90 - New Admin Centre	ACCOUNTANT	20405.0331	\$ (133,078)	\$ (130,166)	\$ (127,245)
Total Operating Expenditure			\$ (133,078)	\$ (130,166)	\$ (127,245)

	Responsible Officer	Account Number	Amended Budget 30 June 2011	Estimated Actual 30 June 2011	Budget 30 June 2012
OVERHEADS - ADMINISTRATION					
Operating Expenditure					
Employee Costs - Conferences & Training	DCEO	20047.0029	\$ (25,000)	\$ (19,280)	\$ (25,000)
Employee Costs - Medicals & Vaccinations	DCEO	20047.0275	\$ (1,000)	\$ (657)	\$ (1,000)
Employee Costs - Relief Staff / Contractors	DCEO	20047.0264	\$ -	\$ (181)	\$ -
Employee Costs - Salaries	DCEO	20047.0130	\$ (717,537)	\$ (742,316)	\$ (876,422)
Employee Costs - Staff Recruitment Expenses	DCEO	20047.0138	\$ (1,000)	\$ -	\$ (1,000)
Employee Costs - Superannuation	DCEO	20047.0141	\$ (86,829)	\$ (90,817)	\$ (102,192)
Employee Costs - Travel & Accommodation	EXEC SEC	20047.0267	\$ (5,000)	\$ (1,222)	\$ (5,000)
Employee Costs - Uniforms, Clothing & Accessories	DCEO	20047.0266	\$ (4,400)	\$ (4,503)	\$ (5,600)
Employee Costs - Long Service Leave Disbursements	DCEO	20047.0311	\$ (3,950)	\$ (3,923)	\$ -
Employee Costs - Workers Compensation Insurance	DCEO	20047.0043	\$ (22,557)	\$ (22,653)	\$ (28,488)
Financial Expenses - Bank Fees & Charges	ACCOUNTANT	20276.0007	\$ (5,000)	\$ (6,481)	\$ (7,000)
Financial Expenses - Dishonoured Deposits	ACCOUNTANT	20276.0040	\$ (100)	\$ (30)	\$ (100)
Financial Expenses - GST	ACCOUNTANT	20276.0057	\$ (50)	\$ -	\$ (50)
Financial Expenses - Overdraft Interest	ACCOUNTANT	20276.0092	\$ (1,000)	\$ -	\$ (1,000)
Financial Expenses - Receipt Rounding	ACCOUNTANT	20276.0112	\$ (10)	\$ (4)	\$ (10)
Financial Expenses - Fringe Benefits Tax	ACCOUNTANT	20276.0265	\$ (35,000)	\$ (29,676)	\$ (35,000)
Office Expenses - Advertising	EXEC SEC	20048.0003	\$ (14,000)	\$ (10,569)	\$ (15,000)
Office Expenses - Advertising - Staff Vacancies	EXEC SEC	20048.0274	\$ (5,000)	\$ (2,370)	\$ (5,000)
Office Expenses - Computer Equipment Maintenance	DCEO	20048.0269	\$ (3,000)	\$ (3,452)	\$ (10,000)
Office Expenses - Minor Furniture & Equipment Purchases	DCEO	20048.0085	\$ (4,000)	\$ (4,426)	\$ (9,000)
Office Expenses - Office Equipment Maintenance	DCEO	20048.0268	\$ (30,000)	\$ (17,752)	\$ (25,000)
Office Expenses - Other Operating Costs	DCEO	20048.0312	\$ (7,500)	\$ (8,990)	\$ (10,000)
Office Expenses - Postage & Freight	DCEO	20048.0271	\$ (14,000)	\$ (11,855)	\$ (14,000)
Office Expenses - Printing & Stationery	DCEO	20048.0103	\$ (25,000)	\$ (28,075)	\$ (30,000)
Office Expenses - Software Support Contracts	DCEO	20048.0270	\$ (85,000)	\$ (85,568)	\$ (85,000)
Office Expenses - Telephone	DCEO	20048.0144	\$ (20,000)	\$ (19,674)	\$ (20,000)
Other Expenses - Insurances	DCEO	20049.0064	\$ (34,500)	\$ (36,130)	\$ (40,000)
Other Expenses - Legal Expenses	CEO	20049.0071	\$ (30,000)	\$ (7,208)	\$ (20,000)
Other Expenses - Professional Services	DCEO	20049.0273	\$ (35,000)	\$ (25,263)	\$ (42,500)
Other Expenses - Strategic Plan	CEO	20049.0289	\$ (15,000)	\$ (9,013)	\$ (10,000)
Other Expenses - Subscriptions	DCEO	20049.0258	\$ (2,000)	\$ (1,810)	\$ (2,500)
Building & Grounds (PC) - Building Maintenance	BLDG SRVR	20036.0010	\$ (30,000)	\$ (23,953)	\$ (30,000)
Building & Grounds (PC) - Building Operating	BLDG SRVR	20036.0011	\$ (61,500)	\$ (56,437)	\$ (60,000)
Building & Grounds (PC) - Staff Housing - Building Mtce	BLDG SRVR	20411.0010	\$ (10,000)	\$ (6,633)	\$ (10,000)
Building & Grounds (PC) - Staff Housing - Building Operating	BLDG SRVR	20411.0011	\$ (5,300)	\$ (3,035)	\$ (4,000)
Building & Grounds (PC) - Staff Housing - Grounds Mtce	MGR WORKS	20411.0052	\$ (4,000)	\$ (3,630)	\$ (5,000)
Vehicle Running Costs - Motor Vehicle Allocations	MGR WORKS	20413.0182	\$ (16,000)	\$ (20,568)	\$ (20,000)
<i>Sub-total - Cash</i>			\$ (1,359,233)	\$ (1,308,154)	\$ (1,554,862)
Non Cash Expenses - Annual Leave Accrual	ACCOUNTANT	20051.0309	\$ -	\$ -	\$ -
Non Cash Expenses - Depreciation - Furniture & Fittings	ACCOUNTANT	20051.0034	\$ (50,200)	\$ (47,622)	\$ (60,218)
Non Cash Expenses - Depreciation - Land & Buildings	ACCOUNTANT	20051.0035	\$ (80,624)	\$ (73,906)	\$ (90,049)
Non Cash Expenses - Depreciation - Plant, Machinery & Equip	ACCOUNTANT	20051.0036	\$ (25,400)	\$ (22,715)	\$ (30,078)
Non Cash Expenses - Long Service Leave Accrual	ACCOUNTANT	20051.0310	\$ -	\$ -	\$ -
Non Cash Expenses - Loss on Sale of Assets	ACCOUNTANT	20051.0078	\$ -	\$ (5)	\$ (10,920)
<i>Sub-total - Non Cash</i>			\$ (156,224)	\$ (144,248)	\$ (191,265)
Sub-total Operating Expenditure			\$ (1,515,457)	\$ (1,452,402)	\$ (1,746,127)
Less Administration Costs Allocated	ACCOUNTANT	20420.0350	\$ 1,515,457	\$ 1,452,402	\$ 1,746,127
Total Operating Expenditure			\$ -	\$ -	\$ -
TOTAL GOVERNANCE AND ADMIN. OPERATING EXPENSES			\$ (823,616)	\$ (693,718)	\$ (892,076)
TOTAL GOVERNANCE AND ADMIN. OPERATING INCOME			\$ 122,104	\$ 146,796	\$ 70,103

	Responsible Officer	Account Number	Amended Budget 30 June 2011	Estimated Actual 30 June 2011	Budget 30 June 2012
PROGRAM 5 - LAW, ORDER & PUBLIC SAFETY					
FIRE PREVENTION - COUNCIL					
Operating Expenditure					
Employee Costs - Conferences & Training	CESM	20072.0029	\$ (1,000)	\$ (959)	\$ (1,000)
Employee Costs - Salaries	CESM	20072.0130	\$ (33,338)	\$ (21,948)	\$ (34,795)
Employee Costs - Superannuation	CESM	20072.0141	\$ (3,983)	\$ (3,905)	\$ (4,136)
Employee Costs - Workers Compensation Insurance	DCEO	20072.0043	\$ (1,083)	\$ (1,088)	\$ (1,131)
Employee Costs - Uniforms, Clothing & Accessories	CESM	20072.0266	\$ (200)	\$ (200)	\$ (200)
Employee Costs - CESM - 50% Reimbursable Salaries	MGR COMM SVCS	20072.0296	\$ (71,415)	\$ (72,772)	\$ (63,799)
Employee Costs - CESM - 50% Reimbursable On Costs	MGR COMM SVCS	20072.0297	\$ (7,669)	\$ (5,871)	\$ (7,743)
Office Expenses - Advertising	CESM	20073.0003	\$ (2,500)	\$ (2,430)	\$ (3,500)
Other Expenses - Other Operating Costs	CESM	20074.0312	\$ (12,000)	\$ (2,561)	\$ (12,000)
Vehicle Running Costs - Motor Vehicle Allocations	MGR WORKS	20071.0182	\$ (7,000)	\$ (7,571)	\$ (8,000)
Fire Control & Hazard Reduction (PC) - Firebreak Inspections	CESM	20077.0277	\$ (14,000)	\$ (11,547)	\$ (14,000)
Fire Control & Hazard Reduction (PC) - Hazard Reduction	CESM	20077.0276	\$ (25,000)	\$ (16,671)	\$ (25,000)
Fire Control & Hazard Reduction (PC) - Emergency Responses	CESM	20077.0379	\$ (6,500)	\$ (9,956)	\$ (10,000)
Admin Services Allocation	ACCOUNTANT	20075.0308	\$ (69,340)	\$ (69,722)	\$ (82,548)
<i>Sub-total - Cash</i>			\$ (255,028)	\$ (227,201)	\$ (267,850)
Non Cash Expenses - Depreciation - Furniture & Fittings	ACCOUNTANT	20076.0034	\$ (546)	\$ (501)	\$ (601)
Non Cash Expenses - Depreciation - Land & Buildings	ACCOUNTANT	20076.0035	\$ (6,500)	\$ (7,932)	\$ (9,841)
Non Cash Expenses - Depreciation - Plant, Machinery & Equip	ACCOUNTANT	20076.0036	\$ (116,000)	\$ (177,883)	\$ (181,285)
Non Cash Expenses - Loss on Sale of Assets	ACCOUNTANT	20076.0078	\$ -	\$ -	\$ -
<i>Sub-total - Non Cash</i>			\$ (123,046)	\$ (186,316)	\$ (191,726)
Total Operating Expenditure			\$ (378,074)	\$ (413,517)	\$ (459,577)
Operating Income					
Other Revenue - CESM Reimbursable Salary & Oncost	MGR COMM SVCS	10043.0219	\$ 40,040	\$ 60,964	\$ 42,925
Other Revenue - Fines & Penalties	CESM	10043.0049	\$ 8,000	\$ 12,850	\$ 8,000
Other Revenue - Fines & Penalties Written Off	ACCOUNTANT	10043.0472	\$ -	\$ (3,000)	\$ -
Reimbursements - Firebreaks	ACCOUNTANT	10041.0225	\$ 3,000	\$ 2,458	\$ -
<i>Sub-total - Cash</i>			\$ 51,040	\$ 73,272	\$ 50,925
Grant Income (Non Cash) - Denbarker BFB Fire Truck	MGR COMM SVCS	10511.0505	\$ 242,000	\$ -	\$ 242,000
Grant Income (Non Cash) - Narpyr BFB Fire Truck	MGR COMM SVCS	10511.0514	\$ 242,000	\$ 257,977	\$ -
Grant Income (Non Cash) - Refurb Perillup BFB Fire Truck	MGR COMM SVCS	10511.0533	\$ 58,000	\$ -	\$ 58,000
Grant Income (Non Cash) - New Perillup BFB Fire Truck	MGR COMM SVCS	10511.0534	\$ 160,000	\$ -	\$ 160,000
Grant Income (Non Cash) - Porongurup BFB Fire Truck	MGR COMM SVCS	10511.0502	\$ 254,100	\$ -	\$ 254,100
Grant Income (Non Cash) - South Porongurup BFB Appliance Facility	MGR COMM SVCS	10511.0503	\$ 89,210	\$ -	\$ 89,210
Non Cash Revenue - Profit on Sale of Assets	ACCOUNTANT	10040.0106	\$ -	\$ -	\$ 546
<i>Sub-total - Non Cash</i>			\$ 1,045,310	\$ 257,977	\$ 803,856
Total Operating Income			\$ 1,096,350	\$ 331,249	\$ 854,781

Adopted Budget 2011/2012

	Responsible Officer	Account Number	Amended Budget 30 June 2011	Estimated Actual 30 June 2011	Budget 30 June 2012
EMERGENCY SERVICES LEVY					
Operating Expenditure					
<u>Bush Fire Brigades</u>					
Other Expenses (PC) - Insurances	CESM	20513.0064	\$ (26,120)	\$ (26,120)	\$ (26,400)
Other Expenses (PC) - Maintenance of Plant & Equipment	CESM	20513.0278	\$ -	\$ (7,561)	\$ -
Other Expenses (PC) - Minor Furniture & Equipment Purchases	CESM	20513.0085	\$ (2,613)	\$ (2,613)	\$ (4,650)
Other Expenses (PC) - Other Operating Costs	CESM	20513.0312	\$ (8,296)	\$ (12,614)	\$ (6,850)
Other Expenses (PC) - Plant and Machinery (\$1,000-\$3,000)	CESM	20513.0333	\$ (1,110)	\$ (1,110)	\$ -
Other Expenses (PC) - Uniforms, Clothing & Accessories	CESM	20513.0266	\$ (23,562)	\$ (23,562)	\$ (24,320)
Building & Grounds (PC) - Building Maintenance	CESM	20511.0010	\$ (3,277)	\$ (3,275)	\$ (5,000)
Vehicle Running Costs (PC) - Repairs & Maintenance	CESM	20512.0171	\$ (26,473)	\$ (26,473)	\$ (22,100)
Total Operating Expenditure			\$ (91,451)	\$ (103,328)	\$ (89,320)
Operating Income					
Grant Income - FESA Grant	CESM	10515.0201	\$ 80,551	\$ 80,551	\$ 89,320
Total Operating Income			\$ 80,551	\$ 80,551	\$ 89,320
Operating Expenditure					
<u>State Emergency Service:</u>					
Building & Grounds (PC) - Building Maintenance	CESM	20094.0010	\$ (1,500)	\$ (1,199)	\$ (1,200)
Other Expenses (PC) - Insurances	CESM	20091.0064	\$ (900)	\$ (861)	\$ (700)
Other Expenses (PC) - Maintenance of Plant & Equipment	CESM	20091.0278	\$ (1,520)	\$ (1,645)	\$ (900)
Other Expenses (PC) - Minor Furniture & Equipment Purchases	CESM	20091.0085	\$ (2,100)	\$ (1,740)	\$ (1,600)
Other Expenses (PC) - Other Operating Costs	CESM	20091.0312	\$ (5,000)	\$ (5,302)	\$ (3,821)
Other Expenses (PC) - Plant and Machinery (\$1,000-\$3,000)	CESM	20091.0333	\$ -	\$ (1,636)	\$ -
Vehicle Running Costs (PC) - Repairs & Maintenance	CESM	20522.0171	\$ (1,670)	\$ -	\$ (1,600)
Total Operating Expenditure			\$ (12,690)	\$ (12,383)	\$ (9,821)
Operating Income					
Grant Revenue - Operating Grant	CESM	10055.0089	\$ 12,690	\$ 12,690	\$ 9,821
Reimbursements - Other	CESM	10053.0229	\$ -	\$ 172	\$ -
Total Operating Income			\$ 12,690	\$ 12,862	\$ 9,821

Adopted Budget 2011/2012

	Responsible Officer	Account Number	Amended Budget 30 June 2011	Estimated Actual 30 June 2011	Budget 30 June 2012
ANIMAL CONTROL					
Operating Expenditure					
Employee Costs - Conferences & Training	RANGER	20078.0029	\$ (6,500)	\$ (4,554)	\$ (6,500)
Employee Costs - Salaries	RANGER	20078.0130	\$ (47,869)	\$ (43,030)	\$ (47,583)
Employee Costs - Superannuation	RANGER	20078.0141	\$ (4,571)	\$ (4,554)	\$ (4,772)
Employee Costs - Uniforms, Clothing & Accessories	RANGER	20078.0266	\$ (200)	\$ (164)	\$ (200)
Employee Costs - Workers Compensation Insurance	DCEO	20078.0043	\$ (1,426)	\$ (1,432)	\$ (1,546)
Office Expenses - Advertising	RANGER	20079.0003	\$ (1,000)	\$ (115)	\$ (1,000)
Office Expenses - Minor Furniture & Equipment Purchases	RANGER	20079.0085	\$ (1,500)	\$ (1,437)	\$ (1,500)
Operating Expenses (PC) - Other Operating Costs	RANGER	20080.0312	\$ (10,000)	\$ (2,610)	\$ (10,000)
Vehicle Running Costs - Motor Vehicle Allocations	MGR WORKS	20514.0182	\$ (3,500)	\$ (2,679)	\$ (3,500)
Building & Grounds (PC) - Building Maintenance	RANGER	20083.0010	\$ (2,000)	\$ (801)	\$ (3,500)
Building & Grounds (PC) - Building Operating	RANGER	20083.0011	\$ (450)	\$ (38)	\$ (450)
Admin Services Allocation	ACCOUNTANT	20081.0308	\$ (36,529)	\$ (36,419)	\$ (43,487)
<i>Sub-total - Cash</i>			\$ (115,544)	\$ (97,833)	\$ (124,039)
Non Cash Expenses - Annual Leave Accrual	ACCOUNTANT	20082.0309	\$ -	\$ -	\$ -
Non Cash Expenses - Depreciation - Furniture & Fittings	ACCOUNTANT	20082.0034	\$ -	\$ -	\$ -
Non Cash Expenses - Depreciation - Land & Buildings	ACCOUNTANT	20082.0035	\$ (216)	\$ (198)	\$ (237)
Non Cash Expenses - Depreciation - Plant & Equipment	ACCOUNTANT	20082.0036	\$ (7,600)	\$ (6,963)	\$ (8,355)
Non Cash Expenses - Long Service Leave Accrual	ACCOUNTANT	20082.0310	\$ -	\$ -	\$ -
Non Cash Expenses - Loss on Sale of Assets	ACCOUNTANT	20082.0078	\$ -	\$ -	\$ -
<i>Sub-total - Non Cash</i>			\$ (7,816)	\$ (7,161)	\$ (8,593)
Total Operating Expenditure			\$ (123,360)	\$ (104,994)	\$ (132,631)
Operating Income					
Other Revenue - Dog Registrations	RANGER	10047.0041	\$ 6,500	\$ 6,156	\$ 6,500
Other Revenue - Fines & Penalties	RANGER	10047.0049	\$ 500	\$ 800	\$ 500
Other Revenue - Fines & Penalties Written Off	RANGER	10047.0472	\$ -	\$ -	\$ -
Other Revenue - Pound Fees	RANGER	10047.0101	\$ 1,200	\$ 1,450	\$ 1,500
<i>Sub-total - Cash</i>			\$ 8,200	\$ 8,406	\$ 8,500
Non Cash Revenue - Profit on Sale of Assets	ACCOUNTANT	10044.0106	\$ -	\$ -	\$ 3,130
Total Operating Income			\$ 8,200	\$ 8,406	\$ 11,630

	Responsible Officer	Account Number	Amended Budget 30 June 2011	Estimated Actual 30 June 2011	Budget 30 June 2012
OTHER LAW, ORDER & PUBLIC SAFETY					
Operating Expenditure					
Employee Costs - Long Service Leave Payments	RANGER	20084.0311	\$ -	\$ -	\$ -
Employee Costs - Salaries	RANGER	20084.0130	\$ (2,351)	\$ (2,726)	\$ (2,454)
Employee Costs - Superannuation	RANGER	20084.0141	\$ (218)	\$ -	\$ (227)
Office Expenses - Advertising	RANGER	20085.0003	\$ (500)	\$ -	\$ (500)
Other Expenses - Donations	DCEO	20086.0255	\$ -	\$ -	\$ -
Other Expenses - Subscriptions	RANGER	20086.0258	\$ (800)	\$ -	\$ (800)
Other Expenses - Community Safety & Crime Prevention Plan	MGR COMM SVCS	20086.0376	\$ (1,200)	\$ -	\$ (1,200)
Security & Vandalism (PC) - LEMC	RANGER	20515.0279	\$ (1,000)	\$ -	\$ (2,500)
Security & Vandalism (PC) - Security & Vandalism	RANGER	20515.0280	\$ (3,000)	\$ (437)	\$ (3,000)
Admin Services Allocation	ACCOUNTANT	20087.0308	\$ (23,313)	\$ (22,949)	\$ (27,754)
<i>Sub-total - Cash</i>			\$ (32,382)	\$ (26,112)	\$ (38,435)
Non Cash Expenses - Depreciation - Furniture & Fittings	ACCOUNTANT	20088.0034	\$ (3,450)	\$ (3,160)	\$ (2,858)
Non Cash Expenses - Depreciation - Land & Buildings	ACCOUNTANT	20088.0035	\$ -	\$ -	\$ -
Non Cash Expenses - Depreciation - Plant, Machinery & Equip	ACCOUNTANT	20088.0036	\$ -	\$ -	\$ -
Non Cash Expenses - Loss on Sale of Assets	ACCOUNTANT	20088.0078	\$ -	\$ -	\$ -
<i>Sub-total - Non Cash</i>			\$ (3,450)	\$ (3,160)	\$ (2,858)
Total Operating Expenditure			\$ (35,832)	\$ (29,272)	\$ (41,293)
Operating Income					
Other Revenue - Fines & Penalties	RANGER	10051.0049	\$ 200	\$ -	\$ 200
Other Revenue - Fines & Penalties Adjustments	RANGER	10051.0472	\$ -	\$ -	\$ -
Other Revenue - Reimbursements - Other	RANGER	10051.0229	\$ -	\$ -	\$ -
Grant Revenue - Community Safety & Crime Prevention	MGR COMM SVCS	10052.0376	\$ -	\$ -	\$ -
<i>Sub-total - Cash</i>			\$ 200	\$ -	\$ 200
Non Cash Revenue - Profit on Sale of Assets	ACCOUNTANT	10048.0106	\$ -	\$ -	\$ -
Total Operating Income			\$ 200	\$ -	\$ 200
TOTAL LAW, ORDER AND PUBLIC SAFETY OPERATING EXPENSE			\$ (641,406)	\$ (663,493)	\$ (732,642)
TOTAL LAW, ORDER AND PUBLIC SAFETY OPERATING INCOME			\$ 1,197,991	\$ 433,068	\$ 965,752

Adopted Budget 2011/2012

	Responsible Officer	Account Number	Amended Budget 30 June 2011	Estimated Actual 30 June 2011	Budget 30 June 2012
PROGRAM 7 - HEALTH					
HEALTH ADMINISTRATION & INSPECTION					
Operating Expenditure					
Employee Costs - Conferences & Training	EHO	20111.0029	\$ (2,000)	\$ (1,036)	\$ (2,500)
Employee Costs - Salaries	EHO	20111.0130	\$ (75,988)	\$ (78,649)	\$ (80,992)
Employee Costs - Superannuation	EHO	20111.0141	\$ (9,123)	\$ (9,718)	\$ (9,809)
Employee Costs - Relief Salaries	EHO	20111.0264	\$ (14,000)	\$ (8,195)	\$ (14,000)
Employee Costs - Uniforms, Clothing & Accessories	EHO	20111.0266	\$ (400)	\$ (340)	\$ (400)
Employee Costs - Graduate Recruitment Program	EHO	20111.0282	\$ -	\$ -	\$ -
Employee Costs - Workers Compensation Insurance	DCEO	20111.0043	\$ (2,470)	\$ (2,480)	\$ (2,632)
Office Expenses - Advertising	EHO	20112.0003	\$ (500)	\$ -	\$ (500)
Office Expenses - Telephone	EHO	20112.0144	\$ (500)	\$ (533)	\$ (500)
Other Expenses - Other Operating Costs	EHO	20113.0312	\$ (2,500)	\$ (2,797)	\$ (2,500)
Vehicle Running Costs - Motor Vehicle Allocations	MGR WORKS	20711.0182	\$ (7,000)	\$ (7,812)	\$ (8,500)
Admin Services Allocation	ACCOUNTANT	20114.0308	\$ (26,174)	\$ (26,121)	\$ (31,159)
<i>Sub-total - Cash</i>			\$ (140,655)	\$ (137,681)	\$ (153,493)
Non Cash Expenses - Annual Leave Accrual	ACCOUNTANT	20115.0309	\$ -	\$ -	\$ -
Non Cash Expenses - Depreciation - Furniture & Fittings	ACCOUNTANT	20115.0034	\$ -	\$ -	\$ -
Non Cash Expenses - Depreciation - Land & Buildings	ACCOUNTANT	20115.0035	\$ -	\$ -	\$ -
Non Cash Expenses - Depreciation - Plant, Machinery & Equip	ACCOUNTANT	20115.0036	\$ (5,200)	\$ (7,864)	\$ (6,507)
Non Cash Expenses - Long Service Leave Accrual	ACCOUNTANT	20115.0310	\$ -	\$ -	\$ -
Non Cash Expenses - Loss on Sale of Assets	ACCOUNTANT	20115.0078	\$ -	\$ -	\$ (6,620)
<i>Sub-total - Non Cash</i>			\$ (5,200)	\$ (7,864)	\$ (13,127)
Total Operating Expenditure			\$ (145,855)	\$ (145,545)	\$ (166,620)
Operating Income					
Other Revenue - Caravan Park Fees	EHO	10069.0428	\$ 50	\$ -	\$ 50
Other Revenue - Health Liquor Cert (Section 39) Fees	EHO	10069.0431	\$ 400	\$ 191	\$ 300
Other Revenue - Licence Fees	EHO	10069.0072	\$ 200	\$ 439	\$ 300
Other Revenue - Lodging Houses Fees	EHO	10069.0429	\$ 600	\$ 1,540	\$ 1,000
Other Revenue - Offensive Trades Fees	EHO	10069.0430	\$ 3,000	\$ 5,332	\$ 3,000
Other Revenue - Other Fees	EHO	10069.0248	\$ 350	\$ 600	\$ 400
Reimbursements - Health Assessment Fees	EHO	10067.0229	\$ -	\$ 95	\$ -
Reimbursements - Salaries	EHO	10067.0219	\$ -	\$ -	\$ -
<i>Sub-total - Cash</i>			\$ 4,600	\$ 8,197	\$ 5,050
Non Cash Revenue - Profit on Sale of Assets	ACCOUNTANT	10066.0106	\$ 5,191	\$ 1,568	\$ -
Total Operating Income			\$ 9,791	\$ 9,765	\$ 5,050

	Responsible Officer	Account Number	Amended Budget 30 June 2011	Estimated Actual 30 June 2011	Budget 30 June 2012
PREVENTIVE SERVICES - OTHER					
Operating Expenditure					
Building & Grounds (PC) - Building Maintenance	BLDG SRVR	20122.0010	\$ -	\$ -	\$ (7,500)
Building & Grounds (PC) - Building Operating	BLDG SRVR	20122.0011	\$ (10,000)	\$ (9,309)	\$ (12,000)
Building & Grounds (PC) - Grounds Maintenance	MGR WORKS	20122.0052	\$ (5,000)	\$ -	\$ (5,000)
Admin Services Allocation	ACCOUNTANT	20124.0308	\$ (20,636)	\$ (20,629)	\$ (24,566)
<i>Sub-total - Cash</i>			\$ (35,636)	\$ (29,938)	\$ (49,066)
Non Cash Expenses - Depreciation - Furniture & Fittings	ACCOUNTANT	20125.0034	\$ -	\$ -	\$ -
Non Cash Expenses - Depreciation - Land & Buildings	ACCOUNTANT	20125.0035	\$ (44,000)	\$ (34,131)	\$ (40,957)
Non Cash Expenses - Depreciation - Plant & Equipment	ACCOUNTANT	20125.0036	\$ -	\$ -	\$ -
Non Cash Expenses - Loss on Sale of Assets	ACCOUNTANT	20125.0078	\$ -	\$ -	\$ -
<i>Sub-total - Non Cash</i>			\$ (44,000)	\$ (34,131)	\$ (40,957)
Total Operating Expenditure			\$ (79,636)	\$ (64,069)	\$ (90,024)
Operating Income					
Other Income - Medical Centre Lease Rental	ACCOUNTANT	10072.0230	\$ 62,400	\$ 62,400	\$ 62,400
<i>Sub-total - Cash</i>			\$ 62,400	\$ 62,400	\$ 62,400
Non Cash Revenue - Profit on Sale of Assets	ACCOUNTANT	10073.0106	\$ -	\$ -	\$ -
Total Operating Income			\$ 62,400	\$ 62,400	\$ 62,400
Borrowing Costs					
Capital Expenditure					
Principal Repayments - Loan No. 92 - New Medical Centre	ACCOUNTANT	50705.0213	\$ (20,000)	\$ 20,000	\$ (20,000)
Principal Repayments - Loan No. 89 - Part Medical Centre	ACCOUNTANT	50705.0330	\$ (119,175)	\$ (119,175)	\$ -
Total Capital Expenditure			\$ (139,175)	\$ (99,175)	\$ (20,000)
Operating Expenditure					
Financial Expenses - Loan No. 89 - Part Medical Centre	ACCOUNTANT	20127.0330	\$ (2,950)	\$ (2,950)	\$ -
Total Operating Expenditure			\$ (2,950)	\$ (2,950)	\$ -
TOTAL HEALTH OPERATING EXPENSES			\$ (228,440)	\$ (212,564)	\$ (256,644)
TOTAL HEALTH OPERATING INCOME			\$ 72,191	\$ 72,165	\$ 67,450

	Responsible Officer	Account Number	Amended Budget 30 June 2011	Estimated Actual 30 June 2011	Budget 30 June 2012
PROGRAM 8 - EDUCATION & WELFARE					
OLD PRE-SCHOOL (Booth Street)					
Operating Expenditure					
Building & Grounds (PC) - Building Maintenance	BLDG SRVR	20131.0010	\$ -	\$ -	\$ -
Building & Grounds (PC) - Building Operating	BLDG SRVR	20131.0011	\$ (2,000)	\$ (1,351)	\$ -
Building & Grounds (PC) - Grounds Maintenance	MGR WORKS	20131.0052	\$ -	\$ -	\$ -
Admin Services Allocation	ACCOUNTANT	20129.0308	\$ -	\$ -	\$ -
<i>Sub-total - Cash</i>			\$ (2,000)	\$ (1,351)	\$ -
Non Cash Expenses - Depreciation - Furniture & Fittings	ACCOUNTANT	20130.0034	\$ -	\$ -	\$ -
Non Cash Expenses - Depreciation - Land & Buildings	ACCOUNTANT	20130.0035	\$ -	\$ -	\$ -
Non Cash Expenses - Loss on Sale of Assets	ACCOUNTANT	20130.0078	\$ (3,530)	\$ (3,528)	\$ -
<i>Sub-total - Non Cash</i>			\$ (3,530)	\$ (3,528)	\$ -
Total Operating Expenditure			\$ (5,530)	\$ (4,879)	\$ -
Operating Income					
Other Income - Lease Rental	ACCOUNTANT	10811.0230	\$ -	\$ 252	\$ -
<i>Sub-total - Cash</i>			\$ -	\$ 252	\$ -
Non Cash Revenue - Profit on Sale of Assets	ACCOUNTANT	10076.0106	\$ -	\$ -	\$ -
Total Operating Income			\$ -	\$ 252	\$ -
OTHER EDUCATION (Playgroup - Marmion Street)					
Operating Expenditure					
Other Expenses - Donations	DCEO	20134.0255	\$ -	\$ -	\$ (4,217)
Building & Grounds (PC) - Building Maintenance	BLDG SRVR	20811.0010	\$ (5,205)	\$ (3,880)	\$ (1,500)
Building & Grounds (PC) - Building Operating	BLDG SRVR	20811.0011	\$ (1,100)	\$ (644)	\$ (1,200)
Building & Grounds (PC) - Grounds Maintenance	MGR WORKS	20811.0052	\$ (300)	\$ -	\$ (300)
Admin Services Allocation	ACCOUNTANT	20135.0308	\$ (3,538)	\$ (3,353)	\$ (4,212)
<i>Sub-total - Cash</i>			\$ (10,143)	\$ (7,877)	\$ (11,429)
Non Cash Expenses - Depreciation - Furniture & Fittings	ACCOUNTANT	20136.0034	\$ -	\$ -	\$ -
Non Cash Expenses - Depreciation - Land & Buildings	ACCOUNTANT	20136.0035	\$ (530)	\$ (486)	\$ (530)
Non Cash Expenses - Depreciation - Plant & Equipment	ACCOUNTANT	20136.0036	\$ -	\$ -	\$ -
Non Cash Expenses - Loss on Sale of Assets	ACCOUNTANT	20136.0078	\$ -	\$ -	\$ -
<i>Sub-total - Non Cash</i>			\$ (530)	\$ (486)	\$ (530)
Total Operating Expenditure			\$ (10,673)	\$ (8,363)	\$ (11,959)
Operating Income					
Other Income - Facilities Hire	ACCOUNTANT	10812.0046	\$ -	\$ -	\$ -
Other Income - Lease Rental	ACCOUNTANT	10812.0230	\$ -	\$ -	\$ -
Other Income - Contributions	ACCOUNTANT	10812.0242	\$ -	\$ 636	\$ -
Grant Income - Lotterywest	ACCOUNTANT	10813.0213	\$ 3,705	\$ 3,705	\$ -
<i>Sub-total - Cash</i>			\$ 3,705	\$ 4,341	\$ -
Non Cash Revenue - Profit on Sale of Assets	ACCOUNTANT	10079.0106	\$ -	\$ -	\$ -
Total Operating Income			\$ 3,705	\$ 4,341	\$ -

	Responsible Officer	Account Number	Amended Budget 30 June 2011	Estimated Actual 30 June 2011	Budget 30 June 2012
CHILD CARE					
Operating Expenditure					
Building & Grounds (PC) - Building Maintenance	BLDG SRVR	20812.0010	\$ (5,000)	\$ (3,740)	\$ (8,000)
Building & Grounds (PC) - Building Operating	BLDG SRVR	20812.0011	\$ (2,300)	\$ (1,611)	\$ (2,300)
Building & Grounds (PC) - Grounds Maintenance	MGR WORKS	20812.0052	\$ -	\$ (870)	\$ -
Admin Services Allocation	ACCOUNTANT	20140.0308	\$ (8,822)	\$ (8,672)	\$ (10,503)
<i>Sub-total - Cash</i>			\$ (16,122)	\$ (14,893)	\$ (20,803)
Non Cash Expenses - Annual Leave Accrual	ACCOUNTANT	20141.0309	\$ -	\$ -	\$ -
Non Cash Expenses - Depreciation - Furniture & Fittings	ACCOUNTANT	20141.0034	\$ -	\$ (2,791)	\$ (5,685)
Non Cash Expenses - Depreciation - Land & Buildings	ACCOUNTANT	20141.0035	\$ (2,221)	\$ (2,036)	\$ (2,443)
Non Cash Expenses - Depreciation - Plant & Equipment	ACCOUNTANT	20141.0036	\$ -	\$ -	\$ -
Non Cash Expenses - Long Service Leave Accrual	ACCOUNTANT	20141.0310	\$ -	\$ -	\$ -
Non Cash Expenses - Loss on Sale of Assets	ACCOUNTANT	20141.0078	\$ (1,010)	\$ (1,010)	\$ -
<i>Sub-total - Non Cash</i>			\$ (3,231)	\$ (5,837)	\$ (8,128)
Total Operating Expenditure			\$ (19,353)	\$ (20,730)	\$ (28,931)
OTHER WELFARE					
Operating Expenditure					
Other Expenses - Donations	DCEO	20813.0255	\$ (4,000)	\$ (4,000)	\$ (6,500)
Admin Services Allocation	ACCOUNTANT	20814.0308	\$ (748)	\$ (736)	\$ (891)
<i>Sub-total - Cash</i>			\$ (4,748)	\$ (4,736)	\$ (7,391)
Non Cash Expenses - Depreciation - Furniture & Fittings	ACCOUNTANT	20152.0034	\$ -	\$ -	\$ -
Non Cash Expenses - Depreciation - Land & Buildings	ACCOUNTANT	20152.0035	\$ -	\$ -	\$ -
Non Cash Expenses - Depreciation - Plant & Equipment	ACCOUNTANT	20152.0036	\$ -	\$ -	\$ -
Non Cash Expenses - Loss on Sale of Assets	ACCOUNTANT	20152.0078	\$ -	\$ -	\$ -
<i>Sub-total - Non Cash</i>			\$ -	\$ -	\$ -
Total Operating Expenditure			\$ (4,748)	\$ (4,736)	\$ (7,391)
Operating Income					
Non Cash Revenue - Profit on Sale of Assets	ACCOUNTANT	10088.0106	\$ -	\$ -	\$ -
Total Operating Income			\$ -	\$ -	\$ -

Adopted Budget 2011/2012

	Responsible Officer	Account Number	Amended Budget 30 June 2011	Estimated Actual 30 June 2011	Budget 30 June 2012
AGED & DISABLED					
Operating Expenditure					
Other Expenses - Professional Services	MGR COMM SVCS	20150.0030	\$ -	\$ -	\$ -
Other Expenses - Donations	DCEO	20150.0255	\$ (30,000)	\$ (30,500)	\$ (1,230)
Admin Services Allocation	ACCOUNTANT	20145.0308	\$ (15,101)	\$ (15,100)	\$ (17,978)
<i>Sub-total - Cash</i>			\$ (45,101)	\$ (45,600)	\$ (19,208)
Non Cash Expenses - Depreciation - Furniture & Fittings	ACCOUNTANT	20146.0034	\$ -	\$ -	\$ -
Non Cash Expenses - Depreciation - Land & Buildings	ACCOUNTANT	20146.0035	\$ -	\$ -	\$ -
Non Cash Expenses - Depreciation - Plant & Equipment	ACCOUNTANT	20146.0036	\$ -	\$ -	\$ -
Non Cash Expenses - Loss on Sale of Assets	ACCOUNTANT	20146.0078	\$ -	\$ -	\$ -
Non Cash Expenses - Amortisation - HACC Day Centre	ACCOUNTANT	20146.0297	\$ (9,400)	\$ (11,167)	\$ (12,182)
<i>Sub-total - Non Cash</i>			\$ (9,400)	\$ (11,167)	\$ (12,182)
Total Operating Expenditure			\$ (54,501)	\$ (56,767)	\$ (31,390)
Operating Income					
Other Income - Reimbursements - Other	MGR COMM SVCS	10815.0229	\$ -	\$ -	\$ -
<i>Sub-total - Cash</i>			\$ -	\$ -	\$ -
Non Cash Revenue - Profit on Sale of Assets	ACCOUNTANT	10085.0106	\$ -	\$ -	\$ -
Total Operating Income			\$ -	\$ -	\$ -
TOTAL EDUCATION AND WELFARE OPERATING EXPENSE			\$ (94,806)	\$ (95,475)	\$ (79,671)
TOTAL EDUCATION AND WELFARE OPERATING INCOME			\$ 3,705	\$ 4,593	\$ -

	Responsible Officer	Account Number	Amended Budget 30 June 2011	Estimated Actual 30 June 2011	Budget 30 June 2012
PROGRAM 10 - COMMUNITY AMENITIES					
DOMESTIC REFUSE COLLECTION					
Operating Expenditure					
Other Expenses - Refuse Collection (PC)	MGR WORKS	20159.0334	\$ (92,000)	\$ (90,649)	\$ (92,000)
Admin Services Allocation	ACCOUNTANT	20157.0308	\$ (17,666)	\$ (17,293)	\$ (21,031)
<i>Sub-total - Cash</i>			\$ (109,666)	\$ (107,942)	\$ (113,031)
Non Cash Expenses - Depreciation - Furniture & Fittings	ACCOUNTANT	20158.0034	\$ -	\$ -	\$ -
Non Cash Expenses - Depreciation - Plant & Equipment	ACCOUNTANT	20158.0036	\$ (5,545)	\$ -	\$ -
Non Cash Expenses - Loss on Sale of Assets	ACCOUNTANT	20158.0078	\$ -	\$ -	\$ -
<i>Sub-total - Non Cash</i>			\$ (5,545)	\$ -	\$ -
Total Operating Expenditure			\$ (115,212)	\$ (107,942)	\$ (113,031)
Operating Income					
Other Revenue - Penalty Interest	ACCOUNTANT	10094.0095	\$ 500	\$ 219	\$ 500
Other Revenue - Refuse Service Interim Adjustments	ACCOUNTANT	10094.0412	\$ 1,000	\$ 2,131	\$ 500
Other Revenue - Refuse Service	ACCOUNTANT	10094.0119	\$ 195,720	\$ 195,720	\$ 243,580
Other Revenue - Sale of Surplus Materials & Scrap	MGR WORKS	10094.0406	\$ 20,000	\$ 20,158	\$ 20,000
<i>Sub-total - Cash</i>			\$ 217,220	\$ 218,228	\$ 264,580
Non Cash Revenue - Profit on Sale of Assets	ACCOUNTANT	10091.0106	\$ -	\$ -	\$ -
Total Operating Income			\$ 217,220	\$ 218,228	\$ 264,580
WASTE DISPOSAL SITES					
Operating Expenditure					
Employee Costs - Workers Compensation Insurance	ACCOUNTANT	20160.0043	\$ (2,413)	\$ (2,424)	\$ (2,436)
Other Expenses - Telephone	MGR WORKS	20162.0144	\$ (250)	\$ (501)	\$ (250)
Other Expenses - Water Monitoring & Reporting	EHO	20162.0285	\$ (20,000)	\$ (1,487)	\$ (10,000)
Refuse Site Maintenance (PC)	MGR WORKS	20165.0052	\$ (433,000)	\$ (463,796)	\$ (425,000)
Admin Services Allocation	ACCOUNTANT	20163.0308	\$ (28,856)	\$ (28,743)	\$ (34,353)
<i>Sub-total - Cash</i>			\$ (484,520)	\$ (496,951)	\$ (472,039)
Non Cash Expenses - Depreciation - Furniture & Fittings	ACCOUNTANT	20164.0034	\$ -	\$ -	\$ -
Non Cash Expenses - Depreciation - Land & Buildings	ACCOUNTANT	20164.0035	\$ (4,650)	\$ (5,623)	\$ (6,700)
Non Cash Expenses - Depreciation - Plant, Machinery & Equip	ACCOUNTANT	20164.0036	\$ -	\$ -	\$ -
Non Cash Expenses - Loss on Sale of Assets	ACCOUNTANT	20164.0078	\$ -	\$ -	\$ -
<i>Sub-total - Non Cash</i>			\$ (4,650)	\$ (5,623)	\$ (6,700)
Total Operating Expenditure			\$ (489,170)	\$ (502,574)	\$ (478,739)
Operating Income					
Rates Income - Penalty Interest	ACCOUNTANT	10816.0095	\$ 1,500	\$ 1,513	\$ -
Rates Income - General Waste Levy Interim Adjustments	ACCOUNTANT	10816.0412	\$ 3,000	\$ (722)	\$ -
Rates Income - General Waste Levy	ACCOUNTANT	10816.0233	\$ 338,800	\$ 339,130	\$ -
Other Revenue - Tipping Fees	MGR WORKS	10098.0147	\$ 30,000	\$ 28,765	\$ 30,000
<i>Sub-total - Cash</i>			\$ 373,300	\$ 368,686	\$ 30,000
Non Cash Revenue - Profit on Sale of Assets	ACCOUNTANT	10095.0106	\$ -	\$ -	\$ -
Total Operating Income			\$ 373,300	\$ 368,686	\$ 30,000
SANITATION OTHER					
Operating Income					
Other Income - Septic Tank Fees	EHO	11011.0408	\$ 8,000	\$ 6,532	\$ 8,000
Total Operating Income			\$ 8,000	\$ 6,532	\$ 8,000

	Responsible Officer	Account Number	Amended Budget 30 June 2011	Estimated Actual 30 June 2011	Budget 30 June 2012
PROTECTION OF THE ENVIRONMENT					
Operating Expenditure					
Abandoned Vehicles (PC)	RANGER	21015.0288	\$ (3,000)	\$ (2,337)	\$ (3,000)
Other Expenses - Donations	DCEO	21013.0255	\$ -	\$ -	\$ -
Admin Services Allocation	ACCOUNTANT	21016.0308	\$ (966)	\$ (972)	\$ (1,150)
Total Operating Expenditure			\$ (3,966)	\$ (3,309)	\$ (4,150)
Operating Income					
Other Income - Fines & Penalties	RANGER	11012.0049	\$ -	\$ -	\$ -
Other Income - Reimbursements - Other	RANGER	11012.0229	\$ -	\$ -	\$ 1,500
Total Operating Income			\$ -	\$ -	\$ 1,500
TOWN PLANNING					
Operating Expenditure					
Employee Costs - Conferences & Training	MGR DEV SVCS	20171.0029	\$ (3,500)	\$ (2,070)	\$ (3,500)
Employee Costs - Salaries	MGR DEV SVCS	20171.0130	\$ (188,540)	\$ (194,216)	\$ (206,159)
Employee Costs - Superannuation	MGR DEV SVCS	20171.0141	\$ (26,669)	\$ (27,262)	\$ (29,139)
Employee Costs - Uniforms, Clothing & Accessories	MGR DEV SVCS	20171.0266	\$ (1,200)	\$ (968)	\$ (1,200)
Employee Costs - Workers Compensation Insurance	DCEO	20171.0043	\$ (6,128)	\$ (6,154)	\$ (6,700)
Office Expenses - Advertising	MGR DEV SVCS	20172.0003	\$ (8,000)	\$ (7,365)	\$ (9,000)
Office Expenses - Telephone	MGR DEV SVCS	20172.0144	\$ (1,000)	\$ (28)	\$ (1,000)
Other Expenses - Boundary Surveys	MGR DEV SVCS	20173.0291	\$ (3,300)	\$ (1,750)	\$ (10,000)
Other Expenses - GIS Data Upgrade	MGR DEV SVCS	20173.0292	\$ (5,000)	\$ (930)	\$ (2,000)
Other Expenses - Local Planning Strategy	MGR DEV SVCS	20173.0289	\$ (2,000)	\$ -	\$ (2,000)
Other Expenses - Minor Furniture & Equipment Purchases	MGR DEV SVCS	20173.0085	\$ (1,000)	\$ (585)	\$ (1,000)
Other Expenses - Municipal Inventory Review	MGR DEV SVCS	20173.0294	\$ -	\$ -	\$ (25,000)
Other Expenses - Other Operating Costs	MGR DEV SVCS	20173.0312	\$ (1,500)	\$ (360)	\$ (1,500)
Other Expenses - Professional Services	MGR DEV SVCS	20173.0030	\$ (2,000)	\$ (60)	\$ (10,000)
Other Expenses - Signs Policy	MGR DEV SVCS	20173.0353	\$ (2,000)	\$ -	\$ (2,000)
Other Expenses - Boundary Adjustments/Amalgamations	MGR DEV SVCS	20173.0019	\$ (12,500)	\$ (400)	\$ (32,100)
Vehicle Running Costs - Motor Vehicle Allocations	MGR WORKS	21014.0182	\$ (12,000)	\$ (10,738)	\$ (12,000)
Admin Services Allocation	ACCOUNTANT	20174.0308	\$ (53,614)	\$ (53,639)	\$ (63,827)
<i>Sub-total - Cash</i>			<i>\$ (329,950)</i>	<i>\$ (306,525)</i>	<i>\$ (418,125)</i>
Non Cash Expenses - Annual Leave Accrual	ACCOUNTANT	20175.0309	\$ -	\$ -	\$ -
Non Cash Expenses - Depreciation - Plant, Machinery & Equip	ACCOUNTANT	20175.0036	\$ (11,562)	\$ (10,851)	\$ (13,020)
Non Cash Expenses - Long Service Leave Accrual	ACCOUNTANT	20175.0310	\$ -	\$ -	\$ -
Non Cash Expenses - Loss on Sale of Assets	ACCOUNTANT	20175.0078	\$ -	\$ -	\$ (16,463)
<i>Sub-total - Non Cash</i>			<i>\$ (11,562)</i>	<i>\$ (10,851)</i>	<i>\$ (29,483)</i>
Total Operating Expenditure			\$ (341,512)	\$ (317,376)	\$ (447,608)
Operating Income					
Grant Income - Heritage Inventory	MGR DEV SVCS	10101.0250	\$ -	\$ -	\$ 15,000
Reimbursements - Other - Advertising	MGR DEV SVCS	10103.0229	\$ 2,100	\$ 1,008	\$ 1,500
Reimbursements - Salaries	ACCOUNTANT	10103.0219	\$ -	\$ 829	\$ -
Other Revenue - Development Application Fee	MGR DEV SVCS	10105.0038	\$ 14,400	\$ 19,807	\$ 14,000
Other Revenue - Lease Rental	ACCOUNTANT	10105.0230	\$ 2,820	\$ 1,451	\$ 2,820
Other Revenue - Planning Liquor Cert (Section 40)	MGR DEV SVCS	10105.0417	\$ 200	\$ 241	\$ 200
Other Revenue - Rezoning Fees	MGR DEV SVCS	10105.0234	\$ 14,500	\$ 14,620	\$ 15,000
Other Revenue - Sale of Maps & Publications	MGR DEV SVCS	10105.0235	\$ 100	\$ -	\$ 100
Other Revenue - Subdivision Clearance Fees	MGR DEV SVCS	10105.0139	\$ 2,000	\$ 1,911	\$ 2,000
<i>Sub-total - Cash</i>			<i>\$ 36,120</i>	<i>\$ 39,867</i>	<i>\$ 50,620</i>
Non Cash Revenue - Profit on Sale of Assets	ACCOUNTANT	10102.0106	\$ 3,656	\$ 635	\$ -
Total Operating Income			\$ 39,775	\$ 40,502	\$ 50,620

	Responsible Officer	Account Number	Amended Budget 30 June 2011	Estimated Actual 30 June 2011	Budget 30 June 2012
CEMETERIES					
Operating Expenditure					
Cemeteries Maintenance (PC)	MGR WORKS	20181.0052	\$ (30,000)	\$ (35,317)	\$ (35,000)
Admin Services Allocation	ACCOUNTANT	20179.0308	\$ (5,473)	\$ (5,318)	\$ (6,515)
<i>Sub-total - Cash</i>			\$ (35,473)	\$ (40,635)	\$ (41,515)
Non Cash Expenses - Depreciation - Land & Buildings	ACCOUNTANT	20180.0035	\$ (5,526)	\$ (7,963)	\$ (9,555)
Non Cash Expenses - Loss on Sale of Assets	ACCOUNTANT	20180.0078	\$ -	\$ -	\$ -
<i>Sub-total - Non Cash</i>			\$ (5,526)	\$ (7,963)	\$ (9,555)
Total Operating Expenditure			\$ (40,999)	\$ (48,598)	\$ (51,071)
Operating Income					
Non Cash Revenue - Profit on Sale of Assets	ACCOUNTANT	10107.0106	\$ -	\$ -	\$ -
Other Income - Cemetery Fees & Charges	ACCOUNTANT	11013.0237	\$ 15,000	\$ 13,876	\$ 15,000
Total Operating Income			\$ 15,000	\$ 13,876	\$ 15,000
OTHER COMMUNITY AMENITIES					
Operating Expenditure					
Public Conveniences (PC) - Building Maintenance	BLDG SRVR	21017.0010	\$ (8,000)	\$ (4,975)	\$ (6,000)
Public Conveniences (PC) - Building Operating	BLDG SRVR	21017.0011	\$ (27,000)	\$ (19,381)	\$ (20,000)
Public Conveniences (PC) - Grounds Maintenance	MGR WORKS	21017.0052	\$ (500)	\$ -	\$ (500)
Caravan Waste Dump Point - Maintenance	EHO	21020.0052	\$ (2,000)	\$ -	\$ (500)
Admin Services Allocation	ACCOUNTANT	21019.0308	\$ (7,188)	\$ (7,088)	\$ (8,557)
<i>Sub-total - Cash</i>			\$ (44,688)	\$ (31,444)	\$ (35,557)
Non Cash Expenses - Depreciation - Furniture & Fittings	ACCOUNTANT	21018.0034	\$ -	\$ -	\$ -
Non Cash Expenses - Depreciation - Land & Buildings	ACCOUNTANT	21018.0035	\$ (2,409)	\$ (2,463)	\$ (2,955)
Non Cash Expenses - Depreciation - Plant & Equipment	ACCOUNTANT	21018.0036	\$ -	\$ -	\$ -
Non Cash Expenses - Loss on Sale of Assets	ACCOUNTANT	21018.0078	\$ -	\$ -	\$ -
<i>Sub-total - Non Cash</i>			\$ (2,409)	\$ (2,463)	\$ (2,955)
Total Operating Expenditure			\$ (47,097)	\$ (33,907)	\$ (38,513)
Operating Income					
Non Cash Revenue - Profit on Sale of Assets	ACCOUNTANT	11015.0106	\$ -	\$ -	\$ -
Total Operating Income			\$ -	\$ -	\$ -
TOTAL COMMUNITY AMENITIES OPERATING EXPENSES			\$ (1,037,954)	\$ (1,013,706)	\$ (1,133,111)
TOTAL COMMUNITY AMENITIES OPERATING INCOME			\$ 653,295	\$ 647,824	\$ 369,700

	Responsible Officer	Account Number	Amended Budget 30 June 2011	Estimated Actual 30 June 2011	Budget 30 June 2012
PROGRAM 11 - RECREATION & CULTURE					
PUBLIC HALLS & CIVIC CENTRES					
Operating Expenditure					
Building & Grounds (PC) - Building Maintenance	BLDG SRVR	20193.0010	\$ (30,000)	\$ (20,449)	\$ (25,000)
Building & Grounds (PC) - Building Operating	BLDG SRVR	20193.0011	\$ (55,500)	\$ (42,206)	\$ (50,000)
Building & Grounds (PC) - Grounds Maintenance	MGR WORKS	20193.0052	\$ (12,000)	\$ (8,983)	\$ (10,000)
Other Expenses - Maintenance Project Management	BLDG SRVR	20190.0368	\$ (2,000)	\$ -	\$ (2,000)
Other Expenses - Minor Furniture and Equipment	BLDG SRVR	20190.0085	\$ (1,500)	\$ (568)	\$ (1,500)
Other Expenses - Contribution to Forest Hill Hall Re-Roof	DCEO	20190.0283	\$ (15,000)	\$ (15,000)	\$ -
Admin Services Allocation	ACCOUNTANT	20191.0308	\$ (28,228)	\$ (27,641)	\$ (33,606)
<i>Sub-total - Cash</i>			\$ (144,228)	\$ (114,847)	\$ (122,106)
Non Cash Expenses - Depreciation - Furniture & Fittings	ACCOUNTANT	20192.0034	\$ (545)	\$ (500)	\$ (363)
Non Cash Expenses - Depreciation - Land & Buildings	ACCOUNTANT	20192.0035	\$ (12,410)	\$ (11,994)	\$ (14,393)
Non Cash Expenses - Depreciation - Plant, Machinery & Equip	ACCOUNTANT	20192.0036	\$ -	\$ -	\$ -
Non Cash Expenses - Loss on Sale of Assets	ACCOUNTANT	20192.0078	\$ -	\$ -	\$ -
<i>Sub-total - Non Cash</i>			\$ (12,955)	\$ (12,494)	\$ (14,756)
Total Operating Expenditure			\$ (157,183)	\$ (127,341)	\$ (136,861)
Operating Income					
RLCIP Grant - Forest Hill Hall	DCEO	10108.0488	\$ 15,000	\$ 15,000	\$ -
Other Revenue - Kamballup Hall	ACCOUNTANT	10109.0424	\$ 400	\$ 413	\$ 400
Other Revenue - Kendenup Hall	ACCOUNTANT	10109.0420	\$ 150	\$ 286	\$ 200
Other Revenue - Narrikup Hall	ACCOUNTANT	10109.0421	\$ 500	\$ 323	\$ 500
Other Revenue - Plantagenet District Hall	ACCOUNTANT	10109.0418	\$ 2,000	\$ 1,868	\$ 2,000
Other Revenue - Porongurup Hall	ACCOUNTANT	10109.0423	\$ 500	\$ 136	\$ 500
Other Revenue - Rocky Gully Hall	ACCOUNTANT	10109.0422	\$ 100	\$ 68	\$ 100
Other Revenue - Woogenellup Hall	ACCOUNTANT	10109.0425	\$ 100	\$ 68	\$ 100
<i>Sub-total - Cash</i>			\$ 18,750	\$ 18,162	\$ 3,800
Non Cash Revenue - Profit on Sale of Assets	ACCOUNTANT	10106.0106	\$ -	\$ -	\$ -
Total Operating Income			\$ 18,750	\$ 18,162	\$ 3,800

	Responsible Officer	Account Number	Amended Budget 30 June 2011	Estimated Actual 30 June 2011	Budget 30 June 2012
MOUNT BARKER SWIMMING POOL					
Operating Expenditure					
Employee Costs - Conferences & Training	POOL MGR	20194.0029	\$ (2,000)	\$ (1,943)	\$ (4,500)
Employee Costs - Salaries	POOL MGR	20194.0130	\$ (117,489)	\$ (112,438)	\$ (121,075)
Employee Costs - Superannuation	POOL MGR	20194.0141	\$ (13,000)	\$ (13,407)	\$ (10,150)
Employee Costs - Uniforms, Clothing & Accessories	POOL MGR	20194.0266	\$ (600)	\$ (577)	\$ (800)
Employee Costs - Workers Compensation Insurance	DCEO	20194.0043	\$ (3,818)	\$ (3,835)	\$ (3,935)
Other Expenses - Kiosk Supplies	POOL MGR	20196.0295	\$ (11,000)	\$ (10,421)	\$ (15,000)
Other Expenses - Minor Furniture & Equipment Purchases	POOL MGR	20196.0085	\$ (2,800)	\$ (1,036)	\$ (2,800)
Other Expenses - Other Operating Costs	POOL MGR	20196.0312	\$ (5,000)	\$ (4,961)	\$ (5,000)
Building & Grounds (PC) - Facility Maintenance	POOL MGR	20199.0010	\$ (12,000)	\$ (10,439)	\$ (12,000)
Building & Grounds (PC) - Facility Operating	POOL MGR	20199.0011	\$ (32,500)	\$ (30,523)	\$ (32,500)
Building & Grounds (PC) - Grounds Maintenance	POOL MGR	20199.0052	\$ (3,000)	\$ (1,258)	\$ (3,000)
Admin Services Allocation	ACCOUNTANT	20197.0308	\$ (32,237)	\$ (32,146)	\$ (38,377)
<i>Sub-total - Cash</i>			\$ (235,444)	\$ (222,984)	\$ (249,137)
Non Cash Expenses - Annual Leave Accrual	ACCOUNTANT	20198.0309	\$ -	\$ -	\$ -
Non Cash Expenses - Depreciation - Furniture & Fittings	ACCOUNTANT	20198.0034	\$ (8,626)	\$ (6,261)	\$ (647)
Non Cash Expenses - Depreciation - Land & Buildings	ACCOUNTANT	20198.0035	\$ (5,804)	\$ (5,332)	\$ (6,398)
Non Cash Expenses - Depreciation - Plant, Machinery & Equip	ACCOUNTANT	20198.0036	\$ (1,550)	\$ (2,562)	\$ (3,074)
Non Cash Expenses - Long Service Leave Accrual	ACCOUNTANT	20198.0310	\$ -	\$ -	\$ -
Non Cash Expenses - Loss on Sale of Assets	ACCOUNTANT	20198.0078	\$ -	\$ -	\$ -
<i>Sub-total - Non Cash</i>			\$ (15,980)	\$ (14,155)	\$ (10,120)
Total Operating Expenditure			\$ (251,423)	\$ (237,139)	\$ (259,257)
Operating Income					
Grant Income - Swimming Pool Subsidy	POOL MGR	11100.0089	\$ 3,000	\$ 3,000	\$ 3,000
Other Revenue - Entry Fees	POOL MGR	10113.0044	\$ 20,000	\$ 26,885	\$ 25,000
Other Revenue - Facilities Hire	POOL MGR	10113.0046	\$ 1,500	\$ 253	\$ 500
Other Revenue - Other Fees & Charges	POOL MGR	10113.0248	\$ 500	\$ 73	\$ 500
Other Revenue - Kiosk Sales	POOL MGR	10113.0238	\$ 20,000	\$ 16,692	\$ 19,500
Other Revenue - Season passes	POOL MGR	10113.0136	\$ 19,000	\$ 18,157	\$ 19,000
<i>Sub-total - Cash</i>			\$ 64,000	\$ 65,060	\$ 67,500
Non Cash Revenue - Profit on Sale of Assets	ACCOUNTANT	10110.0106	\$ -	\$ -	\$ -
Total Operating Income			\$ 64,000	\$ 65,060	\$ 67,500
<i>Operating Surplus / (Deficit)</i>			\$ (187,423)	\$ (172,079)	\$ (191,757)

	Responsible Officer	Account Number	Amended Budget 30 June 2011	Estimated Actual 30 June 2011	Budget 30 June 2012
RECREATION CENTRE					
Operating Expenditure					
Employee Costs - Conferences & Training	REC CTR MGR	21100.0029	\$ (2,000)	\$ (1,838)	\$ (2,800)
Employee Costs - Salaries	REC CTR MGR	21100.0130	\$ (113,574)	\$ (124,240)	\$ (141,053)
Employee Costs - Superannuation	REC CTR MGR	21100.0141	\$ (9,706)	\$ (9,162)	\$ (12,425)
Employee Costs - Uniforms, Clothing & Accessories	REC CTR MGR	21100.0266	\$ (1,000)	\$ (877)	\$ (1,000)
Employee Costs - Workers Compensation Insurance	DCEO	21100.0043	\$ (3,561)	\$ (3,576)	\$ (4,584)
Employee Costs - Telephone	REC CTR MGR	21101.0144	\$ (2,000)	\$ (1,757)	\$ (2,000)
Other Expenses - Club Dev/Grants Officer - inc Oncosts	REC CTR MGR	21102.0354	\$ -	\$ (1,704)	\$ -
Other Expenses - Courses & Programs	REC CTR MGR	21102.0298	\$ (9,500)	\$ (9,471)	\$ (9,500)
Other Expenses - Kiosk Supplies	REC CTR MGR	21102.0295	\$ (14,000)	\$ (9,738)	\$ (14,000)
Other Expenses - Minor Furniture & Equipment Purchases	REC CTR MGR	21102.0085	\$ (8,617)	\$ (8,005)	\$ (10,400)
Other Expenses - Other Operating Costs	REC CTR MGR	21102.0312	\$ (5,500)	\$ (5,958)	\$ (5,500)
Other Expenses - School Holiday Programs	REC CTR MGR	21102.0299	\$ (3,500)	\$ (2,355)	\$ (3,500)
Building & Grounds (PC) - Building Maintenance	REC CTR MGR	21104.0010	\$ (22,000)	\$ (20,024)	\$ (22,000)
Building & Grounds (PC) - Building Operating	BLDG SRVR	21104.0011	\$ (6,500)	\$ (6,923)	\$ (8,000)
Building & Grounds (PC) - Grounds Maintenance	REC CTR MGR	21104.0052	\$ (2,000)	\$ (1,536)	\$ (2,000)
Admin Services Allocation	ACCOUNTANT	21103.0308	\$ (36,434)	\$ (36,344)	\$ (43,374)
<i>Sub-total - Cash</i>			\$ (239,892)	\$ (243,508)	\$ (282,137)
Non Cash Expenses - Amortisation	ACCOUNTANT	21105.0297	\$ (63,708)	\$ (60,127)	\$ (65,700)
Non Cash Expenses - Annual Leave Accrual	ACCOUNTANT	21105.0309	\$ -	\$ -	\$ -
Non Cash Expenses - Depreciation - Furniture & Fittings	ACCOUNTANT	21105.0034	\$ (14,871)	\$ (9,682)	\$ (9,035)
Non Cash Expenses - Depreciation - Land & Buildings	ACCOUNTANT	21105.0035	\$ (84)	\$ -	\$ -
Non Cash Expenses - Depreciation - Plant, Machinery & Equip	ACCOUNTANT	21105.0036	\$ (585)	\$ -	\$ -
Non Cash Expenses - Long Service Leave Accrual	ACCOUNTANT	21105.0310	\$ -	\$ -	\$ -
Non Cash Expenses - Loss on Sale of Assets	ACCOUNTANT	21105.0078	\$ -	\$ -	\$ -
<i>Sub-total - Non Cash</i>			\$ (79,248)	\$ (69,809)	\$ (74,736)
Total Operating Expenditure			\$ (319,140)	\$ (313,317)	\$ (356,873)
Operating Income					
Other Income - Appraisals	REC CTR MGR	11101.0240	\$ 600	\$ 436	\$ 600
Other Income - Entry Fees	REC CTR MGR	11101.0044	\$ 34,000	\$ 34,856	\$ 35,000
Other Income - Facilities Hire	REC CTR MGR	11101.0046	\$ 9,000	\$ 7,355	\$ 5,000
Other Income - Kiosk Sales	REC CTR MGR	11101.0238	\$ 20,000	\$ 15,548	\$ 20,000
Other Income - Membership Fees	REC CTR MGR	11101.0410	\$ 20,000	\$ 30,573	\$ 25,000
Other Income - Other Operating Income	REC CTR MGR	11101.0232	\$ 4,617	\$ 10,467	\$ 500
Other Income - School Holiday Programs	REC CTR MGR	11101.0239	\$ 3,500	\$ 1,153	\$ 1,000
Reimbursements - Education Dep't	REC CTR MGR	11102.0227	\$ 36,600	\$ 36,602	\$ 42,819
Reimbursements - Club Development Officer Program	REC CTR MGR	11102.0354	\$ -	\$ -	\$ -
Grant Income - Dept of Sport & Recreation	MGR COMM SVCS	11107.0272	\$ -	\$ -	\$ -
<i>Sub-total - Cash</i>			\$ 128,317	\$ 136,990	\$ 129,919
Non Cash Revenue - Profit on Sale of Assets	ACCOUNTANT	10115.0106	\$ -	\$ -	\$ -
Total Operating Income			\$ 128,317	\$ 136,990	\$ 129,919
<i>Operating Surplus / (Deficit)</i>			\$ (190,823)	\$ (176,327)	\$ (226,954)

	Responsible Officer	Account Number	Amended Budget 30 June 2011	Estimated Actual 30 June 2011	Budget 30 June 2012
PARKS & RECREATION GROUNDS					
Operating Expenditure					
Building Mtce (PC) - Building Maintenance	BLDG SRVR	20211.0010	\$ (20,000)	\$ (14,777)	\$ (15,000)
Building Mtce (PC) - Building Operating	BLDG SRVR	20211.0011	\$ (48,100)	\$ (38,157)	\$ (40,000)
Parks Mtce (PC) - Facilities Maintenance	MGR WORKS	20212.0047	\$ (220,000)	\$ (226,113)	\$ (300,000)
Parks Mtce (PC) - Facilities Operating	MGR WORKS	20212.0048	\$ (12,000)	\$ (1,882)	\$ (5,000)
Other Expenses - Donations	DCEO	20208.0255	\$ (16,400)	\$ (12,954)	\$ (15,235)
Other Expenses - Recreation Feasibility Study	MGR COMM SVCS	20208.0301	\$ -	\$ -	\$ -
Other Expenses - Professional Services	MGR COMM SVCS	20208.0030	\$ (10,000)	\$ (6,300)	\$ (33,700)
Admin Services Allocation	ACCOUNTANT	20209.0308	\$ (41,838)	\$ (41,770)	\$ (49,808)
<i>Sub-total - Cash</i>			\$ (368,338)	\$ (341,953)	\$ (458,743)
Non Cash Expenses - Annual Leave Accrual	ACCOUNTANT	20210.0309	\$ -	\$ -	\$ -
Non Cash Expenses - Depreciation - Furniture & Fittings	ACCOUNTANT	20210.0034	\$ (598)	\$ (548)	\$ (598)
Non Cash Expenses - Depreciation - Land & Buildings	ACCOUNTANT	20210.0035	\$ (30,256)	\$ (29,582)	\$ (36,168)
Non Cash Expenses - Depreciation - Parks & Reserves	ACCOUNTANT	20210.0188	\$ (750)	\$ -	\$ -
Non Cash Expenses - Depreciation - Plant, Machinery & Equip	ACCOUNTANT	20210.0036	\$ (100)	\$ -	\$ -
Non Cash Expenses - Long Service Leave Accrual	ACCOUNTANT	20210.0310	\$ -	\$ -	\$ -
Non Cash Expenses - Loss on Sale of Assets	ACCOUNTANT	20210.0078	\$ -	\$ -	\$ -
<i>Sub-total - Non Cash</i>			\$ (31,704)	\$ (30,130)	\$ (36,766)
Total Operating Expenditure			\$ (400,042)	\$ (372,083)	\$ (495,509)
Operating Income					
Reimbursements - Other	DCEO	10118.0229	\$ 2,000	\$ 5,218	\$ 3,000
Contributions - Other Contributions	DCEO	10119.0200	\$ -	\$ 609	\$ -
Other Revenue - Facilities Hire	DCEO	10120.0046	\$ -	\$ 91	\$ -
Other Revenue - Frost Park	DCEO	10120.0426	\$ 11,000	\$ 7,323	\$ 8,000
Other Revenue - Sounness Park	DCEO	10120.0427	\$ 1,000	\$ 972	\$ 1,000
Financial Income - Loan No 86 - Mount Barker Golf Club (SS)	ACCOUNTANT	11103.0329	\$ 182	\$ 169	\$ 81
Financial Income - Loan No 91 - Mount Barker Golf Club (SS)	ACCOUNTANT	11103.0388	\$ 11,345	\$ 10,903	\$ 10,219
<i>Sub-total - Cash</i>			\$ 25,527	\$ 25,285	\$ 22,299
Non Cash Revenue - Profit on Sale of Assets	ACCOUNTANT	10117.0106	\$ -	\$ -	\$ -
Total Operating Income			\$ 25,527	\$ 25,285	\$ 22,299

	Responsible Officer	Account Number	Amended Budget 30 June 2011	Estimated Actual 30 June 2011	Budget 30 June 2012
LIBRARY SERVICES					
Mount Barker Library & Art Gallery					
Operating Expenditure					
Employee Costs - Conferences & Training	LIBRARIAN	20213.0029	\$ (1,500)	\$ (1,083)	\$ (2,000)
Employee Costs - Salaries	LIBRARIAN	20213.0130	\$ (113,800)	\$ (114,139)	\$ (78,733)
Employee Costs - Superannuation	LIBRARIAN	20213.0141	\$ (6,324)	\$ (7,314)	\$ (6,986)
Employee Costs - Uniforms, Clothing & Accessories	LIBRARIAN	20213.0266	\$ (1,200)	\$ (20)	\$ (1,200)
Employee Costs - Workers Compensation Insurance	DCEO	20213.0043	\$ (2,317)	\$ (2,327)	\$ (2,559)
Office Expenses - Advertising	LIBRARIAN	20214.0003	\$ (750)	\$ (364)	\$ (750)
Office Expenses - Office Equipment Maintenance	LIBRARIAN	20214.0268	\$ (4,000)	\$ (4,248)	\$ (6,000)
Office Expenses - Software Support Contracts	LIBRARIAN	20214.0270	\$ (3,000)	\$ (2,436)	\$ (3,000)
Office Expenses - Printing & Stationery	LIBRARIAN	20214.0103	\$ (2,500)	\$ (2,267)	\$ (3,000)
Office Expenses - Telephone	LIBRARIAN	20214.0144	\$ (3,500)	\$ (3,359)	\$ (3,500)
Other Expenses - Insurances	LIBRARIAN	20215.0064	\$ (700)	\$ (387)	\$ (500)
Other Expenses - Local Collection	LIBRARIAN	20215.0369	\$ (1,000)	\$ (304)	\$ (1,800)
Other Expenses - Minor Furniture & Equipment Purchases	LIBRARIAN	20215.0085	\$ (1,000)	\$ (959)	\$ (2,000)
Other Expenses - Library Programs	LIBRARIAN	20215.0298	\$ (5,000)	\$ (112)	\$ (4,888)
Other Expenses - Other Operating Costs	LIBRARIAN	20215.0312	\$ (5,500)	\$ (5,386)	\$ (5,000)
Building & Grounds (PC) - Building Maintenance	BLDG SRVR	20218.0010	\$ (3,000)	\$ (2,032)	\$ (3,000)
Building & Grounds (PC) - Building Operating	BLDG SRVR	20218.0011	\$ (21,000)	\$ (15,579)	\$ (17,140)
Building & Grounds (PC) - Grounds Maintenance	MGR WORKS	20218.0052	\$ (2,500)	\$ (3,019)	\$ (1,000)
Admin Services Allocation	ACCOUNTANT	20216.0308	\$ (48,492)	\$ (48,602)	\$ (57,728)
<i>Sub-total - Cash</i>			\$ (227,083)	\$ (213,937)	\$ (200,784)
Non Cash Expenses - Annual Leave Accrual	ACCOUNTANT	20217.0309	\$ -	\$ -	\$ -
Non Cash Expenses - Depreciation - Furniture & Fittings	ACCOUNTANT	20217.0034	\$ (1,730)	\$ (1,769)	\$ (1,555)
Non Cash Expenses - Depreciation - Land & Buildings	ACCOUNTANT	20217.0035	\$ (6,326)	\$ (5,799)	\$ (6,959)
Non Cash Expenses - Depreciation - Plant & Equipment	ACCOUNTANT	20217.0036	\$ -	\$ -	\$ -
Non Cash Expenses - Long Service Leave Accrual	ACCOUNTANT	20217.0310	\$ -	\$ -	\$ -
Non Cash Expenses - Loss on Sale of Assets	ACCOUNTANT	20217.0078	\$ -	\$ -	\$ -
<i>Sub-total - Non Cash</i>			\$ (8,056)	\$ (7,568)	\$ (8,514)
Total Operating Expenditure			\$ (235,140)	\$ (221,505)	\$ (209,297)
Operating Income					
Contributions - Other Contributions	LIBRARIAN	10123.0200	\$ 5,000	\$ 5,000	\$ -
Other Revenue - Fines & Penalties	LIBRARIAN	10124.0049	\$ -	\$ 207	\$ -
Other Revenue - Photocopying, Faxing & Internet	LIBRARIAN	10124.0100	\$ 600	\$ 684	\$ 800
Other Revenue - Other Fees & Charges	LIBRARIAN	10124.0248	\$ 100	\$ 637	\$ 250
<i>Sub-total - Cash</i>			\$ 5,700	\$ 6,528	\$ 1,050
Non Cash Revenue - Profit on Sale of Assets	ACCOUNTANT	10121.0106	\$ -	\$ -	\$ -
Total Operating Income			\$ 5,700	\$ 6,528	\$ 1,050
<i>Operating Surplus / (Deficit)</i>			\$ (229,440)	\$ (214,977)	\$ (208,247)
Rocky Gully Library					
Operating Expenditure					
Employee Costs - Salaries	LIBRARIAN	21107.0130	\$ (8,931)	\$ (9,726)	\$ (9,321)
Employee Costs - Superannuation	LIBRARIAN	21107.0141	\$ (793)	\$ (966)	\$ (828)
Employee Costs - Uniforms, Clothing & Accessories	LIBRARIAN	21107.0266	\$ (400)	\$ -	\$ (400)
Employee Costs - Workers Compensation Insurance	DCEO	21107.0043	\$ (290)	\$ (292)	\$ (303)
Other Expenses - Telephone	LIBRARIAN	21108.0144	\$ (1,000)	\$ (650)	\$ (1,000)
Other Expenses - Other Operating Costs	LIBRARIAN	21108.0312	\$ (1,500)	\$ (1,408)	\$ (2,000)
Other Expenses - Minor Furniture & Equipment	LIBRARIAN	21108.0085	\$ (500)	\$ (55)	\$ (500)
Building & Grounds (PC) - Building Maintenance	BLDG SRVR	21110.0010	\$ (2,000)	\$ (718)	\$ (2,000)
Building & Grounds (PC) - Building Operating	BLDG SRVR	21110.0011	\$ (300)	\$ (102)	\$ (300)
Building & Grounds (PC) - Grounds Maintenance	MGR WORKS	21110.0052	\$ -	\$ -	\$ -
Admin Services Allocation	ACCOUNTANT	21109.0308	\$ (8,500)	\$ (8,215)	\$ (10,119)
<i>Sub-total - Cash</i>			\$ (24,214)	\$ (22,132)	\$ (26,771)
Total Operating Expenditure			\$ (24,214)	\$ (22,132)	\$ (26,771)
Operating Income					
Other Income - Fines & Penalties	LIBRARIAN	11105.0049	\$ -	\$ 14	\$ -
Other Income - Photocopying, Faxing & Internet	LIBRARIAN	11105.0100	\$ 50	\$ 229	\$ 50
<i>Sub-total - Cash</i>			\$ 50	\$ 243	\$ 50
Total Operating Income			\$ 50	\$ 243	\$ 50
<i>Operating Surplus / (Deficit)</i>			\$ (24,164)	\$ (21,889)	\$ (26,721)

	Responsible Officer	Account Number	Amended Budget 30 June 2011	Estimated Actual 30 June 2011	Budget 30 June 2012
OTHER RECREATION & CULTURE (Incl Mitchell House, Police Station Museum)					
Operating Expenditure					
Employee Costs - Salaries (Club Development)	MGR COMM SVCS	20220.0130	\$ (32,232)	\$ (24,845)	\$ (32,435)
Employee Costs - Superannuation	MGR COMM SVCS	20220.0141	\$ -	\$ -	\$ (2,858)
Other Expenses - Community Programs	MGR COMM SVCS	20221.0356	\$ (1,000)	\$ (807)	\$ (5,000)
Other Expenses - Donations	DCEO	20221.0255	\$ (13,050)	\$ (12,314)	\$ (13,285)
Other Expenses - Other Operating Costs	MGR COMM SVCS	20221.0312	\$ (2,000)	\$ (880)	\$ (8,500)
Other Expenses - Club Development Program	MGR COMM SVCS	20221.0354	\$ (3,000)	\$ (205)	\$ (5,300)
Building & Grounds (PC) - Building Maintenance	BLDG SRVR	21111.0010	\$ (10,000)	\$ (4,246)	\$ (5,000)
Building & Grounds (PC) - Building Operating	BLDG SRVR	21111.0011	\$ (12,000)	\$ (8,608)	\$ (12,500)
Building & Grounds (PC) - Grounds Maintenance	MGR WORKS	21111.0052	\$ (1,000)	\$ (1,753)	\$ (2,000)
Admin Services Allocation	ACCOUNTANT	20222.0308	\$ (19,002)	\$ (18,883)	\$ (22,622)
<i>Sub-total - Cash</i>			\$ (93,284)	\$ (72,541)	\$ (109,501)
Non Cash Expenses - Depreciation - Furniture & Fittings	ACCOUNTANT	20223.0034	\$ -	\$ -	\$ -
Non Cash Expenses - Depreciation - Land & Buildings	ACCOUNTANT	20223.0035	\$ (4,063)	\$ (3,976)	\$ (4,772)
Non Cash Expenses - Depreciation - Plant & Equipment	ACCOUNTANT	20223.0036	\$ -	\$ -	\$ -
Non Cash Expenses - Loss on Sale of Assets	ACCOUNTANT	20223.0078	\$ -	\$ -	\$ -
<i>Sub-total - Non Cash</i>			\$ (4,063)	\$ (3,976)	\$ (4,772)
Total Operating Expenditure			\$ (97,347)	\$ (76,517)	\$ (114,272)
Operating Income					
Grant Income - Dept of Sport & Recreation	MGR COMM SVCS	10126.0272	\$ 25,000	\$ 25,000	\$ 25,000
Contributions - Other Contributions	ACCOUNTANT	10127.0200	\$ -	\$ 174	\$ -
Reimbursements - Club Development Officer Program	MGR COMM SVCS	11109.0354	\$ 10,600	\$ 9,703	\$ 16,010
Other Income - Lease Rental	ACCOUNTANT	11106.0230	\$ 1,105	\$ 1,105	\$ 1,105
<i>Sub-total - Cash</i>			\$ 36,705	\$ 35,982	\$ 42,115
Non Cash Revenue - Profit on Sale of Assets	ACCOUNTANT	10125.0106	\$ -	\$ -	\$ -
Total Operating Income			\$ 36,705	\$ 35,982	\$ 42,115
Borrowing Costs					
Capital Expenditure					
Principal Repayments - Loan No 86 - Mount Barker Golf Club (SS)	ACCOUNTANT	51116.0329	\$ (1,554)	\$ (1,482)	\$ (1,656)
Principal Repayments - Loan No 91 - Mount Barker Golf Club (SS)	ACCOUNTANT	51123.0388	\$ (15,235)	\$ (15,235)	\$ (16,361)
Total Capital Expenditure			\$ (16,789)	\$ (16,717)	\$ (18,017)
Operating Expenditure					
Financial Expenses - Loan No 86 - Mount Barker Golf Club (SS)	ACCOUNTANT	21106.0329	\$ (182)	\$ (169)	\$ (81)
Financial Expenses - Loan No 91 - Mount Barker Golf Club (SS)	ACCOUNTANT	21112.0388	\$ (11,345)	\$ (10,903)	\$ (10,219)
Total Operating Expenditure			\$ (11,527)	\$ (11,072)	\$ (10,299)
TOTAL RECREATION AND CULTURE OPERATING EXPENSES			\$ (1,496,018)	\$ (1,381,107)	\$ (1,609,140)
TOTAL RECREATION AND CULTURE OPERATING INCOME			\$ 279,049	\$ 288,250	\$ 266,733

PROGRAM 12 - TRANSPORT

ROAD MAINTENANCE

Operating Expenditure

	Responsible Officer	Account Number	Amended Budget 30 June 2011	Estimated Actual 30 June 2011	Budget 30 June 2012
Other Expenses - Directional Signage	MGR WORKS	21211.0137	\$ (5,000)	\$ (435)	\$ (5,000)
Other Expenses - Signs Audit	MGR WORKS	21211.0302	\$ (10,000)	\$ (2,422)	\$ (10,000)
Other Expenses - Asset Management Strategy	MGR WORKS	21211.0303	\$ -	\$ -	\$ (5,000)
Other Expenses - Roman Data Upgrade	MGR WORKS	21211.0304	\$ -	\$ -	\$ (2,000)
Other Expenses - Road Safety Audits	MGR WORKS	21211.0305	\$ -	\$ -	\$ (5,000)
Other Expenses - Outstanding Land Resumptions	MGR WORKS	21211.0306	\$ (10,000)	\$ (3,736)	\$ (10,000)
Other Expenses - Professional Services	MGR WORKS	21211.0030	\$ (70,000)	\$ -	\$ (70,000)
Other Expenses - Gravel Pushing & Reinstatement	MGR WORKS	21211.0309	\$ (10,000)	\$ -	\$ -
Road Maintenance (PC) - General	MGR WORKS	20225.0126	\$ (1,070,000)	\$ (1,109,043)	\$ (1,150,000)
Road Maintenance (PC) - Excavator Work	MGR WORKS	20225.0390	\$ (140,000)	\$ (133,594)	\$ (140,000)
Road Maintenance (PC) - Edge Patching	MGR WORKS	20225.0391	\$ (500)	\$ (3,547)	\$ (30,000)
Road Maintenance (PC) - Slashing & Spraying of Roads	MGR WORKS	20225.0392	\$ (30,000)	\$ -	\$ (30,000)
Road Maintenance (PC) - Implement Signage Policy (R for R)	MGR WORKS	20225.0396	\$ (47,860)	\$ (31,289)	\$ (16,571)
Contribution to Vehicle Crossovers	MGR WORKS	20225.0021	\$ (3,000)	\$ (1,192)	\$ (3,000)
Street Lighting - Other Operating Costs	MGR WORKS	20227.0312	\$ (45,000)	\$ (49,159)	\$ (58,000)
Admin Services Allocation	ACCOUNTANT	21212.0308	\$ (52,853)	\$ (52,530)	\$ (62,921)
<i>Sub-total - Cash</i>			\$ (1,494,213)	\$ (1,386,947)	\$ (1,597,492)
Non Cash Expenses - Depreciation - Plant & Equipment	ACCOUNTANT	20224.0036	\$ -	\$ -	\$ -
Non Cash Expenses - Depreciation - Roads Infrastructure	ACCOUNTANT	20224.0189	\$ (2,450,000)	\$ (2,239,777)	\$ (2,525,183)
Non Cash Expenses - Depreciation - Footpaths	ACCOUNTANT	20224.0190	\$ (5,118)	\$ (12,986)	\$ (11,055)
Non Cash Expenses - Depreciation - Drainage Infrastructure	ACCOUNTANT	20224.0192	\$ (5,171)	\$ (14,615)	\$ (5,654)
Non Cash Expenses - Loss on Sale of Road Assets	ACCOUNTANT	20224.0078	\$ -	\$ -	\$ -
Non Cash Expenses - Loss on Sale of Drainage Assets	ACCOUNTANT	20224.0380	\$ -	\$ -	\$ -
Non Cash Expenses - Loss on Sale of Footpath Assets	ACCOUNTANT	20224.0382	\$ -	\$ -	\$ -
<i>Sub-total - Non Cash</i>			\$ (2,460,289)	\$ (2,267,378)	\$ (2,541,892)
Total Operating Expenditure			\$ (3,954,502)	\$ (3,654,325)	\$ (4,139,384)
Operating Income					
Grant Income - Asset Management	MGR WORKS	10133.0089	\$ 71,000	\$ 70,000	\$ -
Contributions - Contributions to Signage	MGR WORKS	10134.0198	\$ 1,000	\$ -	\$ -
Contributions - Roadworks Contributions	MGR WORKS	10134.0197	\$ 20,100	\$ 20,100	\$ -
Other Income - Directional Signage	MGR WORKS	10135.0137	\$ 500	\$ 418	\$ 500
<i>Sub-total - Cash</i>			\$ 92,600	\$ 90,518	\$ 500
Total Operating Income			\$ 92,600	\$ 90,518	\$ 500
TOTAL TRANSPORT OPERATING EXPENSES			\$ (3,954,502)	\$ (3,654,325)	\$ (4,139,384)
TOTAL TRANSPORT OPERATING INCOME			\$ 92,600	\$ 90,518	\$ 500

PROGRAM 13 - ECONOMIC SERVICES
RURAL SERVICES
Operating Expenditure

	Responsible Officer	Account Number	Amended Budget 30 June 2011	Estimated Actual 30 June 2011	Budget 30 June 2012
Other Expenses - Donations	DCEO	21305.0255	\$ (2,500)	\$ (2,500)	\$ (2,500)
Other Expenses - Drum Muster	EHO	21305.0314	\$ (3,000)	\$ (2,454)	\$ (3,000)
Other Expenses - Pest Control	EHO	21305.0313	\$ (1,000)	\$ -	\$ (1,000)
Other Expenses - Vehicle Leases - Community Ag Ctr	ACCOUNTANT	21305.0307	\$ (21,816)	\$ (20,759)	\$ (21,816)
Admin Services Allocation	ACCOUNTANT	21306.0308	\$ (12,118)	\$ (12,052)	\$ (14,427)
<i>Sub-total - Cash</i>			\$ (40,434)	\$ (37,765)	\$ (42,743)

Total Operating Expenditure
\$ (40,434) \$ (37,765) \$ (42,743)
Operating Income

Other Income - Drum Muster	EHO	11305.0241	\$ 3,000	\$ 2,815	\$ 3,000
Other Income - Lease Rental	ACCOUNTANT	11305.0230	\$ 6,900	\$ 7,142	\$ 7,142
Reimbursements - Reimbursements - Vehicles	ACCOUNTANT	11306.0228	\$ 21,816	\$ 20,329	\$ 21,816
<i>Sub-total - Cash</i>			\$ 31,716	\$ 30,286	\$ 31,958

Total Operating Income
\$ 31,716 \$ 30,286 \$ 31,958
FERAL PIG ERADICATION PROGRAM
Operating Expenditure

Employee Costs - Salaries	ACCOUNTANT	21307.0130	\$ (83,520)	\$ (96,454)	\$ (50,000)
Employee Costs - Superannuation	ACCOUNTANT	21307.0141	\$ (1,928)	\$ (5,827)	\$ (4,000)
Employee Costs - Workers Compensation Insurance	DCEO	21307.0043	\$ (1,057)	\$ (1,061)	\$ (2,130)
Other Expenses - Disbursement of Funds	ACCOUNTANT	21308.0286	\$ -	\$ -	\$ -
Other Operating Costs (PC)	ACCOUNTANT	21310.0312	\$ (20,000)	\$ (16,560)	\$ (20,000)
Admin Services Allocation	ACCOUNTANT	21309.0308	\$ (4,800)	\$ (4,821)	\$ (5,409)
<i>Sub-total - Cash</i>			\$ (111,305)	\$ (124,723)	\$ (81,539)

Total Operating Expenditure
\$ (111,305) \$ (124,723) \$ (81,539)
Operating Income

Contributions - Community Groups	ACCOUNTANT	11307.0474	\$ 200	\$ 455	\$ 500
Contributions - Landholders	ACCOUNTANT	11307.0199	\$ -	\$ -	\$ -
Contributions - Local Government	ACCOUNTANT	11307.0473	\$ 10,500	\$ 10,500	\$ 7,000
Contributions - State & Federal Gov't	ACCOUNTANT	11307.0242	\$ 15,000	\$ 16,000	\$ 15,000
Grant Income - Environmental Grant	ACCOUNTANT	11308.0210	\$ 18,000	\$ 18,900	\$ 8,430
Grant Income - Grants - Direct (Untied)	ACCOUNTANT	11308.0212	\$ 53,000	\$ 70,728	\$ 20,000
Other Income - Recharge of Services	ACCOUNTANT	11309.0475	\$ 15,000	\$ 44,138	\$ 30,535
<i>Sub-total - Cash</i>			\$ 111,700	\$ 160,721	\$ 81,465

Total Operating Income
\$ 111,700 \$ 160,721 \$ 81,465
TOURISM & AREA PROMOTION
Operating Expenditure

Building & Grounds (PC) - Visitor Centre - Building Maintenance	BLDG SRVR	20244.0010	\$ (4,000)	\$ (2,914)	\$ (4,000)
Building & Grounds (PC) - Visitor Centre - Building Operating	BLDG SRVR	20244.0011	\$ (19,500)	\$ (16,040)	\$ (20,000)
Building & Grounds (PC) - Visitor Centre - Grounds Maintenance	MGR WORKS	20244.0052	\$ (2,200)	\$ (2,159)	\$ (2,500)
Visitor Centre Expenses - Contribution	CEO	20241.0283	\$ -	\$ (1,070)	\$ -
Visitor Centre Expenses - Lease Rental	DCEO	20241.0323	\$ (4,000)	\$ -	\$ (4,000)
Other Expenses - District & Area Promotion	CEO	21311.0370	\$ (34,500)	\$ (30,620)	\$ (86,000)
Other Expenses - Visitor Servicing	CEO	21311.0373	\$ (22,000)	\$ (1,785)	\$ -
Other Expenses - Donations	DCEO	21311.0255	\$ (3,800)	\$ -	\$ (5,200)
Admin Services Allocation	ACCOUNTANT	21312.0308	\$ (47,056)	\$ (46,769)	\$ (56,019)
<i>Sub-total - Cash</i>			\$ (137,056)	\$ (101,357)	\$ (177,719)
Non Cash Expenses - Annual Leave Accrual	ACCOUNTANT	21313.0309	\$ -	\$ -	\$ -
Non Cash Expenses - Depreciation - Furniture & Fittings	ACCOUNTANT	21313.0034	\$ -	\$ -	\$ -
Non Cash Expenses - Depreciation - Land & Buildings	ACCOUNTANT	21313.0035	\$ (17,839)	\$ (16,415)	\$ (19,698)
Non Cash Expenses - Depreciation - Plant & Equipment	ACCOUNTANT	21313.0036	\$ -	\$ -	\$ -
Non Cash Expenses - Long Service Leave Accrual	ACCOUNTANT	21313.0310	\$ -	\$ -	\$ -
Non Cash Expenses - Loss on Sale of Assets	ACCOUNTANT	21313.0078	\$ -	\$ -	\$ -
<i>Sub-total - Non Cash</i>			\$ (17,839)	\$ (16,415)	\$ (19,698)

Total Operating Expenditure
\$ (154,895) \$ (117,772) \$ (197,417)

	Responsible Officer	Account Number	Amended Budget 30 June 2011	Estimated Actual 30 June 2011	Budget 30 June 2012
Operating Income					
Other Income - Lease Rental	ACCOUNTANT	11312.0230	\$ 5,700	\$ 5,898	\$ -
<i>Sub-total - Cash</i>			\$ 5,700	\$ 5,898	\$ -
Non Cash Revenue - Profit on Sale of Assets	ACCOUNTANT	10148.0106	\$ -	\$ -	\$ -
Total Operating Income			\$ 5,700	\$ 5,898	\$ -
BUILDING CONTROL					
Operating Expenditure					
Employee Costs - Conferences & Training	BLDG SRVR	20245.0029	\$ (4,500)	\$ (103)	\$ (4,500)
Employee Costs - Salaries	BLDG SRVR	20245.0130	\$ (113,135)	\$ (107,343)	\$ (117,803)
Employee Costs - Relief Staff / Contractors	BLDG SRVR	20245.0264	\$ (7,000)	\$ -	\$ (7,000)
Employee Costs - Superannuation	BLDG SRVR	20245.0141	\$ (21,970)	\$ (18,429)	\$ (12,732)
Employee Costs - Uniforms, Clothing & Accessories	BLDG SRVR	20245.0266	\$ (800)	\$ -	\$ (800)
Employee Costs - Workers Compensation Insurance	DCEO	20245.0043	\$ (3,677)	\$ (3,693)	\$ (3,829)
Office Expenses - Advertising	BLDG SRVR	20246.0003	\$ (500)	\$ -	\$ (500)
Office Expenses - Telephone	BLDG SRVR	20246.0144	\$ (500)	\$ (151)	\$ (500)
Other Expenses - BCITF Payments	BLDG SRVR	20247.0316	\$ (25,000)	\$ (16,208)	\$ (25,000)
Other Expenses - BRB Payments	BLDG SRVR	20247.0315	\$ (5,000)	\$ (3,692)	\$ (5,000)
Other Expenses - Legal Expenses	BLDG SRVR	20247.0071	\$ (1,000)	\$ -	\$ (1,000)
Other Expenses - Minor Furniture & Equipment Purchases	BLDG SRVR	20247.0085	\$ (1,000)	\$ (377)	\$ (3,000)
Other Expenses - Other Operating Costs	BLDG SRVR	20247.0312	\$ (1,000)	\$ (973)	\$ (1,000)
Other Expenses - Building Maintenance Equipment & Stock	BLDG SRVR	20247.0393	\$ (2,000)	\$ (617)	\$ (2,000)
Vehicle Running Costs - Motor Vehicle Allocations	MGR WORKS	21316.0182	\$ (4,100)	\$ (4,063)	\$ (4,100)
Admin Services Allocation	ACCOUNTANT	20248.0308	\$ (29,807)	\$ (29,628)	\$ (35,484)
<i>Sub-total - Cash</i>			\$ (220,988)	\$ (185,277)	\$ (224,248)
Non Cash Expenses - Annual Leave Accrual	ACCOUNTANT	20249.0309	\$ -	\$ -	\$ -
Non Cash Expenses - Depreciation - Furniture & Fittings	ACCOUNTANT	20249.0034	\$ -	\$ -	\$ -
Non Cash Expenses - Depreciation - Land & Buildings	ACCOUNTANT	20249.0035	\$ (66)	\$ (61)	\$ (73)
Non Cash Expenses - Depreciation - Plant, Machinery & Equip	ACCOUNTANT	20249.0036	\$ (14,041)	\$ (9,497)	\$ (10,515)
Non Cash Expenses - Long Service Leave Accrual	ACCOUNTANT	20249.0310	\$ -	\$ -	\$ -
Non Cash Expenses - Loss on Sale of Assets	ACCOUNTANT	20249.0078	\$ -	\$ -	\$ (4,945)
<i>Sub-total - Non Cash</i>			\$ (14,107)	\$ (9,558)	\$ (15,533)
Total Operating Expenditure			\$ (235,095)	\$ (194,835)	\$ (239,781)
Operating Income					
Other Revenue - BCITF Levy	ACCOUNTANT	10155.0247	\$ 25,000	\$ 17,472	\$ 25,000
Other Revenue - BCTIF Commission	ACCOUNTANT	10155.0245	\$ 250	\$ 318	\$ 250
Other Revenue - BRB Commission	ACCOUNTANT	10155.0244	\$ 1,000	\$ 635	\$ 1,000
Other Revenue - BRB Levy	ACCOUNTANT	10155.0246	\$ 5,000	\$ 4,417	\$ 5,000
Other Revenue - Building Licence Fees	BLDG SRVR	10155.0009	\$ 32,000	\$ 33,351	\$ 32,000
Other Revenue - Fines & Penalties	BLDG SRVR	10155.0049	\$ -	\$ -	\$ -
Other Revenue - Other Fees & Charges	BLDG SRVR	10155.0248	\$ 400	\$ 690	\$ 450
Reimbursements - Other	BLDG SRVR	10153.0229	\$ -	\$ 2,041	\$ -
Reimbursements - Salaries	BLDG SRVR	10153.0219	\$ 3,500	\$ -	\$ 2,000
<i>Sub-total - Cash</i>			\$ 67,150	\$ 58,924	\$ 65,700
Non Cash Revenue - Profit on Sale of Assets	ACCOUNTANT	10152.0106	\$ -	\$ -	\$ 9,092
Total Operating Income			\$ 67,150	\$ 58,924	\$ 74,792

	Responsible Officer	Account Number	Amended Budget 30 June 2011	Estimated Actual 30 June 2011	Budget 30 June 2012
CATTLE SALEYARDS					
Operating Expenditure					
Employee Costs - Conferences & Training	SALEYARDS MGR	21320.0029	\$ (4,000)	\$ (307)	\$ (4,000)
Employee Costs - Salaries & Wages	SALEYARDS MGR	21320.0130	\$ (185,000)	\$ (203,841)	\$ (190,550)
Employee Costs - Superannuation	SALEYARDS MGR	21320.0141	\$ (15,566)	\$ (15,432)	\$ (16,035)
Employee Costs - Travel & Accommodation	SALEYARDS MGR	21320.0267	\$ (1,000)	\$ -	\$ (1,000)
Employee Costs - Uniforms, Clothing & Accessories	SALEYARDS MGR	21320.0266	\$ (2,400)	\$ (992)	\$ (2,000)
Employee Costs - Medicals & Vaccinations	SALEYARDS MGR	21320.0275	\$ (250)	\$ (592)	\$ (500)
Employee Costs - Workers Compensation Insurance	DCEO	21320.0043	\$ (6,013)	\$ (6,038)	\$ (6,050)
Office Expenses - Computer Equipment Maintenance	SALEYARDS MGR	21321.0269	\$ (8,000)	\$ (9,226)	\$ (8,500)
Office Expenses - Other Operating Costs	SALEYARDS MGR	21321.0312	\$ (1,000)	\$ (114)	\$ (1,000)
Office Expenses - Telephone	SALEYARDS MGR	21321.0144	\$ (3,000)	\$ (3,188)	\$ (3,000)
Other Expenses - Environmental Services	SALEYARDS MGR	21322.0371	\$ (5,000)	\$ (4,797)	\$ (6,000)
Other Expenses - Feed Purchases	SALEYARDS MGR	21322.0317	\$ (3,000)	\$ (6,374)	\$ (5,000)
Other Expenses - Insurances	SALEYARDS MGR	21322.0064	\$ (31,492)	\$ (31,492)	\$ (32,000)
Other Expenses - Licence Fees	SALEYARDS MGR	21322.0287	\$ (2,000)	\$ (1,452)	\$ (2,000)
Other Expenses - NSQA Expenses	SALEYARDS MGR	21322.0357	\$ (5,000)	\$ -	\$ (5,000)
Other Expenses - Other Operating Costs	SALEYARDS MGR	21322.0312	\$ (8,000)	\$ (7,759)	\$ (10,000)
Other Expenses - Promotional Material & Public Relations	SALEYARDS MGR	21322.0261	\$ (15,000)	\$ (15,942)	\$ (19,000)
Other Expenses - Tools & Sundry	SALEYARDS MGR	21322.0318	\$ (2,000)	\$ -	\$ (2,000)
Other Expenses - Water Monitoring	SALEYARDS MGR	21322.0285	\$ (10,000)	\$ (1,461)	\$ (6,000)
Other Expenses - Sludge Removal	SALEYARDS MGR	21322.0379	\$ -	\$ -	\$ (40,000)
Vehicle Running Costs - Motor Vehicle Allocations	MGR WORKS	21326.0182	\$ (7,000)	\$ (8,974)	\$ (10,000)
Building & Grounds (PC) - Building Maintenance	BLDG SRVR	21325.0010	\$ (10,000)	\$ (3,111)	\$ (5,000)
Building & Grounds (PC) - Building Operating	BLDG SRVR	21325.0011	\$ (28,600)	\$ (32,188)	\$ (32,000)
Building & Grounds (PC) - Grounds Maintenance	SALEYARDS MGR	21325.0052	\$ (60,750)	\$ (71,504)	\$ (50,000)
Admin Services Allocation	ACCOUNTANT	21323.0308	\$ (55,316)	\$ (55,295)	\$ (65,853)
<i>Sub-total - Cash</i>			\$ (469,387)	\$ (480,079)	\$ (522,488)
Non Cash Expenses - Depreciation - Furniture & Fittings	ACCOUNTANT	21324.0034	\$ (20,806)	\$ (15,232)	\$ (13,840)
Non Cash Expenses - Depreciation - Land & Buildings	ACCOUNTANT	21324.0035	\$ (86,329)	\$ (79,207)	\$ (95,048)
Non Cash Expenses - Depreciation - Plant, Machinery & Equip	ACCOUNTANT	21324.0036	\$ (6,537)	\$ (5,185)	\$ (10,106)
Non Cash Expenses - Loss on Sale of Assets	ACCOUNTANT	21324.0078	\$ -	\$ -	\$ -
Non Cash Expenses - Annual Leave Accrual	ACCOUNTANT	21324.0310	\$ -	\$ -	\$ -
<i>Sub-total - Non Cash</i>			\$ (113,672)	\$ (99,624)	\$ (118,994)
Total Operating Expenditure			\$ (583,059)	\$ (579,703)	\$ (641,482)
Operating Income					
Contributions - Agent Contributions	SALEYARDS MGR	11315.0218	\$ 60,000	\$ 81,961	\$ 63,525
Other Income - Avdata Income	SALEYARDS MGR	11316.0249	\$ 18,750	\$ 18,687	\$ 15,031
Other Income - Entry Fees	SALEYARDS MGR	11316.0044	\$ 12,800	\$ 12,000	\$ 12,800
Other Income - Transit / Hay Feeding	SALEYARDS MGR	11316.0434	\$ 18,000	\$ 63,396	\$ 17,886
Other Income - NLIS Tagging	SALEYARDS MGR	11316.0433	\$ 12,500	\$ 15,520	\$ 11,991
Other Income - Other Operating Income	SALEYARDS MGR	11316.0232	\$ 4,500	\$ 10,123	\$ 5,261
Other Income - Sale of Manure	SALEYARDS MGR	11316.0436	\$ 4,500	\$ 3,572	\$ 4,401
Other Income - Saleyard Weigh & Pen Fees	SALEYARDS MGR	11316.0217	\$ 468,750	\$ 524,511	\$ 473,892
Other Income - Shippers/Private Weigh	SALEYARDS MGR	11316.0476	\$ 20,000	\$ 23,221	\$ 19,171
Other Income - Stock Removal	SALEYARDS MGR	11316.0435	\$ 23,000	\$ 5,193	\$ 3,281
<i>Sub-total - Cash</i>			\$ 642,800	\$ 758,184	\$ 627,237
Non Cash Revenue - Profit on Sale of Assets	ACCOUNTANT	11317.0106	\$ 7,018	\$ 4,931	\$ -
Total Operating Income			\$ 649,818	\$ 763,115	\$ 627,237
<i>Operating Surplus / (Deficit) (excluding borrowing costs)</i>			\$ 66,759	\$ 183,412	\$ (14,245)

	Responsible Officer	Account Number	Amended Budget 30 June 2011	Estimated Actual 30 June 2011	Budget 30 June 2012
Borrowing Costs					
Capital Expenditure					
Principal Repayments - Loan No. 83 - Saleyards	ACCOUNTANT	51326.0326	\$ (135,109)	\$ (135,109)	\$ -
Principal Repayments - Loan No. 84 - Saleyards	ACCOUNTANT	51326.0327	\$ (908,355)	\$ (908,355)	\$ -
Principal Repayments - Loan No. 89 - Saleyards	ACCOUNTANT	51326.0330	\$ (987,075)	\$ (987,075)	\$ -
Total Capital Expenditure			\$ (2,030,539)	\$ (2,030,539)	\$ -
Operating Expenditure					
Financial Expenses - Loan No. 83 - Saleyards	ACCOUNTANT	21327.0326	\$ (8,847)	\$ (8,847)	\$ -
Financial Expenses - Loan No. 84 - Saleyards	ACCOUNTANT	21327.0327	\$ (87,948)	\$ (87,948)	\$ -
Financial Expenses - Loan No. 89 - Saleyards	ACCOUNTANT	21327.0330	\$ (58,669)	\$ (58,669)	\$ -
Total Operating Expenditure			\$ (155,464)	\$ (155,464)	\$ -
OTHER ECONOMIC SERVICES					
Operating Expenditure					
Water Supply (Standpipes)	MGR WORKS	21328.0319	\$ (35,000)	\$ (35,714)	\$ (30,000)
Other Expenses - Other Operating Costs	BLDG SRVR	21330.0312	\$ (1,000)	\$ -	\$ (1,000)
Other Expenses - Purchase of Waybill Books	ACCOUNTANT	21330.0320	\$ (100)	\$ -	\$ (100)
Admin Services Allocation	ACCOUNTANT	21331.0308	\$ (6,948)	\$ (6,889)	\$ (8,271)
<i>Sub-total - Cash</i>			<i>\$ (43,048)</i>	<i>\$ (42,603)</i>	<i>\$ (39,371)</i>
Non Cash Expenses - Depreciation - Furniture & Fittings	ACCOUNTANT	21332.0034	\$ -	\$ -	\$ -
Non Cash Expenses - Depreciation - Land & Buildings	ACCOUNTANT	21332.0035	\$ (209)	\$ -	\$ -
Non Cash Expenses - Depreciation - Plant, Machinery & Equip	ACCOUNTANT	21332.0036	\$ (578)	\$ (765)	\$ (919)
Non Cash Expenses - Loss on Sale of Assets	ACCOUNTANT	21332.0078	\$ -	\$ -	\$ -
<i>Sub-total - Non Cash</i>			<i>\$ (786)</i>	<i>\$ (765)</i>	<i>\$ (919)</i>
Total Operating Expenditure			\$ (43,834)	\$ (43,368)	\$ (40,290)
Operating Income					
Other Income - Sale of Water	ACCOUNTANT	11320.0400	\$ 25,000	\$ 32,222	\$ 25,000
Other Income - Sale of Waybill Books	ACCOUNTANT	11320.0401	\$ 500	\$ 452	\$ 500
Other Income - Permits - Trading in Thoroughfares	MGR DEV SVCS	11320.0402	\$ 500	\$ 440	\$ 500
<i>Sub-total - Cash</i>			<i>\$ 26,000</i>	<i>\$ 33,114</i>	<i>\$ 26,000</i>
Non Cash Revenue - Profit on Sale of Assets	ACCOUNTANT	11321.0106	\$ -	\$ -	\$ -
Total Operating Income			\$ 26,000	\$ 33,114	\$ 26,000
VEHICLE LICENSING					
Operating Expenditure					
Employee Costs - Conferences & Training	DCEO	21340.0029	\$ (1,000)	\$ -	\$ (1,000)
Employee Costs - Salaries	DCEO	21340.0130	\$ (48,169)	\$ (47,840)	\$ (50,287)
Employee Costs - Superannuation	DCEO	21340.0141	\$ (4,280)	\$ (4,213)	\$ (4,468)
Employee Costs - Uniforms, Clothing & Accessories	DCEO	21340.0266	\$ (400)	\$ -	\$ (400)
Employee Costs - Workers Compensation Insurance	DCEO	21340.0043	\$ (1,565)	\$ (1,572)	\$ (1,054)
Admin Services Allocation	ACCOUNTANT	21343.0308	\$ (80,493)	\$ (80,509)	\$ (95,826)
<i>Sub-total - Cash</i>			<i>\$ (135,908)</i>	<i>\$ (134,134)</i>	<i>\$ (153,035)</i>
Non Cash Expenses - Annual Leave Accrual	ACCOUNTANT	21344.0309	\$ -	\$ -	\$ -
Total Operating Expenditure			\$ (135,908)	\$ (134,134)	\$ (153,035)
Operating Income					
Other Income - Commission on Licencing Receipts	DCEO	11330.0403	\$ 100,000	\$ 92,482	\$ 100,000
Other Income - Sale of Local Authority Plates	DCEO	11330.0404	\$ 500	\$ 682	\$ 500
Reimbursements - Other	DCEO	11331.0229	\$ -	\$ -	\$ -
Reimbursements - Training	DCEO	11331.0432	\$ -	\$ -	\$ -
<i>Sub-total - Cash</i>			<i>\$ 100,500</i>	<i>\$ 93,164</i>	<i>\$ 100,500</i>
Total Operating Income			\$ 100,500	\$ 93,164	\$ 100,500
<i>Operating Surplus / (Deficit)</i>			<i>\$ (35,408)</i>	<i>\$ (40,970)</i>	<i>\$ (52,535)</i>
TOTAL ECONOMIC SERVICES OPERATING EXPENSES			\$ (1,459,995)	\$ (1,387,765)	\$ (1,396,286)
TOTAL ECONOMIC SERVICES OPERATING INCOME			\$ 992,584	\$ 1,145,222	\$ 941,953

	Responsible Officer	Account Number	Amended Budget 30 June 2011	Estimated Actual 30 June 2011	Budget 30 June 2012
PROGRAM 14 - OTHER PROPERTY & SERVICES					
PRIVATE WORKS					
Operating Expenditure					
Private Works Jobs (PC)	ACCOUNTANT	21350.0321	\$ (180,000)	\$ (211,832)	\$ (220,000)
Admin Services Allocation	ACCOUNTANT	20258.0308	\$ (11,300)	\$ (10,630)	\$ (13,452)
<i>Sub-total - Cash</i>			\$ (191,300)	\$ (222,462)	\$ (233,452)
Total Operating Expenditure			\$ (191,300)	\$ (222,462)	\$ (233,452)
Operating Income					
Other Revenue - Private Works Charges	ACCOUNTANT	10159.0015	\$ 212,600	\$ 253,810	\$ 253,000
<i>Sub-total - Cash</i>			\$ 212,600	\$ 253,810	\$ 253,000
Total Operating Income			\$ 212,600	\$ 253,810	\$ 253,000
<i>Operating Surplus / (Deficit)</i>			\$ 21,300	\$ 31,348	\$ 19,548
PUBLIC WORKS OVERHEADS					
Operating Expenditure					
Employee Costs - Conferences & Training	MGR WORKS	20260.0029	\$ (22,000)	\$ (9,957)	\$ (22,000)
Employee Costs - Industry Allowances	MGR WORKS	20260.0337	\$ (30,000)	\$ (30,938)	\$ (30,000)
Employee Costs - Travel & Accommodation	MGR WORKS	20260.0267	\$ (3,600)	\$ (677)	\$ (3,600)
Employee Costs - Medicals & Vaccinations	MGR WORKS	20260.0275	\$ (1,500)	\$ (1,569)	\$ (1,500)
Employee Costs - Relief Staff / Contractors	MGR WORKS	20260.0264	\$ (20,000)	\$ (10,709)	\$ (20,000)
Employee Costs - Salaries	MGR WORKS	20260.0130	\$ (243,903)	\$ (248,130)	\$ (266,567)
Employee Costs - Staff Recruitment Expenses	MGR WORKS	20260.0138	\$ (1,000)	\$ -	\$ (1,000)
Employee Costs - Superannuation	MGR WORKS	20260.0141	\$ (147,825)	\$ (153,828)	\$ (151,819)
Employee Costs - Uniforms, Clothing & Accessories	MGR WORKS	20260.0266	\$ (12,400)	\$ (5,343)	\$ (12,400)
Employee Costs - Workers Compensation Insurance	DCEO	20260.0043	\$ (49,500)	\$ (49,711)	\$ (49,953)
Outside Staff Wages (PC) - Unallocated Wages	MGR WORKS	21410.0322	\$ (294,000)	\$ (323,564)	\$ (300,000)
Office Expenses - Telephone	MGR WORKS	20261.0144	\$ (7,000)	\$ (8,126)	\$ (8,000)
Office Expenses - Other Operating Costs	MGR WORKS	20261.0312	\$ (10,000)	\$ (9,627)	\$ (10,000)
Other Expenses - Subscriptions	MGR WORKS	20262.0258	\$ (200)	\$ -	\$ (6,000)
Other Expenses - Event Road Closures	MGR WORKS	20262.0394	\$ (3,000)	\$ (1,310)	\$ (3,000)
Other Expenses - Minor Equipment	MGR WORKS	20262.0085	\$ (8,000)	\$ (7,541)	\$ (6,000)
Other Expenses - Roman	MGR WORKS	20262.0304	\$ (7,500)	\$ -	\$ (7,500)
Other Expenses - Carting to Stockpile	MGR WORKS	20262.0324	\$ -	\$ -	\$ (20,000)
Building & Grounds (PC) - Building Maintenance	MGR WORKS	20265.0010	\$ (5,250)	\$ (6,028)	\$ (10,000)
Building & Grounds (PC) - Building Operating	MGR WORKS	20265.0011	\$ (25,000)	\$ (38,716)	\$ (25,000)
Building & Grounds (PC) - Grounds Maintenance	MGR WORKS	20265.0052	\$ (6,000)	\$ (5,837)	\$ (6,000)
Building & Grounds (PC) - Depot House - Building Maintenance	BLDG SRVR	21411.0010	\$ (4,000)	\$ (647)	\$ (3,000)
Building & Grounds (PC) - Depot House - Building Operating	BLDG SRVR	21411.0011	\$ (1,000)	\$ (696)	\$ (1,100)
Building & Grounds (PC) - Depot House - Grounds Maintenance	MGR WORKS	21411.0052	\$ (500)	\$ (474)	\$ (500)
Vehicle Running Costs - Motor Vehicle Allocations	MGR WORKS	21412.0182	\$ (33,000)	\$ (39,342)	\$ (35,000)
Admin Services Allocation	ACCOUNTANT	20263.0308	\$ (108,101)	\$ (108,146)	\$ (128,693)
<i>Sub-total - Cash</i>			\$ (1,044,279)	\$ (1,060,916)	\$ (1,128,632)
Non Cash Expenses - Annual Leave Accrual	ACCOUNTANT	20264.0309	\$ -	\$ -	\$ -
Non Cash Expenses - Depreciation - Furniture & Fittings	ACCOUNTANT	20264.0034	\$ (80)	\$ (195)	\$ (234)
Non Cash Expenses - Depreciation - Land & Buildings	ACCOUNTANT	20264.0035	\$ (20,042)	\$ (15,670)	\$ (22,278)
Non Cash Expenses - Depreciation - Plant, Machinery & Equip	ACCOUNTANT	20264.0036	\$ (38,600)	\$ (38,968)	\$ (41,581)
Non Cash Expenses - Long Service Leave Accrual	ACCOUNTANT	20264.0310	\$ -	\$ -	\$ -
Non Cash Expenses - Loss on Sale of Assets	ACCOUNTANT	20264.0078	\$ (920)	\$ -	\$ (8,980)
<i>Sub-total - Non Cash</i>			\$ (59,642)	\$ (54,833)	\$ (73,073)
Sub-total Operating Expenditure			\$ (1,103,921)	\$ (1,115,749)	\$ (1,201,704)
Less Allocated - PWO - Public Works Overheads Allocations	ACCOUNTANT	20277.0160	\$ 1,103,921	\$ 1,115,749	\$ 1,201,704
Total Operating Expenditure			\$ -	\$ -	\$ -
Operating Income					
Other Income - Rental - Staff Housing	ACCOUNTANT	11411.0231	\$ 3,120	\$ 6,760	\$ 5,200
Reimbursements - Other	ACCOUNTANT	10161.0229	\$ -	\$ (44)	\$ -
Reimbursements - Salaries	ACCOUNTANT	10161.0219	\$ -	\$ -	\$ -
<i>Sub-total - Cash</i>			\$ 3,120	\$ 6,716	\$ 5,200
Non Cash Revenue - Profit on Sale of Assets	ACCOUNTANT	10160.0106	\$ 44,536	\$ 28,435	\$ -
Total Operating Income			\$ 47,656	\$ 35,151	\$ 5,200

	Responsible Officer	Account Number	Amended Budget 30 June 2011	Estimated Actual 30 June 2011	Budget 30 June 2012
PLANT OPERATION COSTS					
Operating Expenditure					
Employee Costs - Apprentice / Trainee	MGR WORKS	20266.0351	\$ (31,556)	\$ (31,909)	\$ (31,556)
Employee Costs - Conferences & Training	MGR WORKS	20266.0029	\$ (2,500)	\$ (1,773)	\$ (3,000)
Employee Costs - Plant Operator Maintenance	MGR WORKS	20266.0342	\$ (47,000)	\$ (44,513)	\$ (47,000)
Employee Costs - Salaries (Plant Repairs)	MGR WORKS	20266.0344	\$ (61,435)	\$ (55,411)	\$ (61,933)
Employee Costs - Staff Recruitment Expenses	MGR WORKS	20266.0138	\$ (500)	\$ -	\$ (500)
Employee Costs - Superannuation	MGR WORKS	20266.0141	\$ (6,222)	\$ (6,416)	\$ (6,282)
Employee Costs - Workers Compensation Insurance	MGR WORKS	20266.0043	\$ (1,997)	\$ (2,005)	\$ (2,013)
Operating Costs - Air Conditioning	MGR WORKS	20281.0346	\$ (10,000)	\$ (309)	\$ (5,000)
Operating Costs - Edges & Teeth	MGR WORKS	20281.0347	\$ (30,000)	\$ (14,839)	\$ (30,000)
Operating Costs - Fuels	MGR WORKS	20281.0172	\$ (350,000)	\$ (306,135)	\$ (350,000)
Operating Costs - Grease & Oil	MGR WORKS	20281.0272	\$ (14,000)	\$ (16,847)	\$ (15,000)
Operating Costs - Insurance	MGR WORKS	20281.0175	\$ (30,000)	\$ (29,134)	\$ (30,000)
Operating Costs - Plant Service/Repairs	MGR WORKS	20281.0343	\$ (100,000)	\$ (95,815)	\$ (100,000)
Operating Costs - Registration	MGR WORKS	20281.0176	\$ (10,000)	\$ (8,645)	\$ (10,000)
Operating Costs - Major Breakdowns	MGR WORKS	20281.0174	\$ (30,000)	\$ (32,616)	\$ (35,000)
Operating Costs - Tyres	MGR WORKS	20281.0173	\$ (40,000)	\$ (38,577)	\$ (40,000)
Operating Costs - Radio/Communication Equip	MGR WORKS	20281.0385	\$ (6,000)	\$ (5,286)	\$ (5,000)
Operating Costs - Consumables	MGR WORKS	20281.0373	\$ (17,000)	\$ (8,509)	\$ (15,000)
<i>Sub-total - Cash</i>			\$ (788,209)	\$ (698,739)	\$ (787,283)
Non Cash Expenses - Depreciation - Plant, Machinery & Equip	ACCOUNTANT	20270.0036	\$ (398,687)	\$ (408,741)	\$ (454,877)
Non Cash Expenses - Loss on Sale of Assets	ACCOUNTANT	20270.0078	\$ -	\$ -	\$ (36,047)
<i>Sub-total - Non Cash</i>			\$ (403,039)	\$ (408,741)	\$ (490,925)
Sub-total Operating Expenditure			\$ (1,191,247)	\$ (1,107,480)	\$ (1,278,208)
Less Plant Costs Allocated	ACCOUNTANT	20282.0180	\$ 1,191,247	\$ 1,107,480	\$ 1,278,208
Total Operating Expenditure			\$ -	\$ -	\$ -
Operating Income					
Non Cash Revenue - Profit on Sale of Assets	ACCOUNTANT	10163.0106	\$ -	\$ 26,831	\$ 3,811
Total Operating Income			\$ -	\$ 26,831	\$ 3,811
UNCLASSIFIED					
Operating Expenditure					
Employee Costs - OHS Conferences & Training	DCEO	20271.0029	\$ (1,000)	\$ (723)	\$ (4,000)
Other Expenses - Insurance - Risk Management	DCEO	20273.0064	\$ (16,100)	\$ (16,724)	\$ (16,100)
Other Expenses - Occupational Health & Safety	DCEO	20273.0325	\$ (10,000)	\$ (2,540)	\$ (10,000)
Other Expenses - Lease Communication Tower Site	DCEO	20273.0323	\$ (4,000)	\$ (3,802)	\$ (4,200)
Other Expenses - Other Operating Costs	ACCOUNTANT	20273.0312	\$ (500)	\$ (517)	\$ (500)
Other Expenses - Stocktake Adjustments	ACCOUNTANT	20273.0165	\$ (1,915)	\$ (1,795)	\$ (1,000)
Admin Services Allocation	ACCOUNTANT	20274.0308	\$ (11,171)	\$ (10,975)	\$ (13,299)
<i>Sub-total - Cash</i>			\$ (44,686)	\$ (37,076)	\$ (49,099)
Non Cash Expenses - Depreciation - Furniture & Fittings	ACCOUNTANT	20275.0034	\$ -	\$ -	\$ -
Non Cash Expenses - Depreciation - Land & Buildings	ACCOUNTANT	20275.0035	\$ (1,524)	\$ (1,397)	\$ (1,676)
Non Cash Expenses - Depreciation - Plant, Machinery & Equipment	ACCOUNTANT	20275.0036	\$ -	\$ -	\$ -
Non Cash Expenses - Loss on Sale of Assets	ACCOUNTANT	20275.0078	\$ -	\$ -	\$ -
<i>Sub-total - Non Cash</i>			\$ (1,524)	\$ (1,397)	\$ (1,676)
Total Operating Expenditure			\$ (46,210)	\$ (38,473)	\$ (50,775)
Operating Income					
Other Income - Diesel Rebate	ACCOUNTANT	11420.0405	\$ 30,000	\$ 28,845	\$ 30,000
Other Income - Lease Rental	DCEO	11420.0230	\$ 500	\$ 1,504	\$ 500
Other Income - Other Operating Income	DCEO	11420.0232	\$ 1,000	\$ -	\$ 1,000
Other Income - Sale of Surplus Materials & Scrap	MGR WORKS	11420.0406	\$ 1,250	\$ 1,318	\$ 1,000
Reimbursements - Other	ACCOUNTANT	10167.0229	\$ -	\$ 456	\$ -
<i>Sub-total - Cash</i>			\$ 32,750	\$ 32,123	\$ 32,500
Non Cash Revenue - Profit on Sale of Assets	ACCOUNTANT	10166.0106	\$ -	\$ -	\$ -
Total Operating Income			\$ 32,750	\$ 32,123	\$ 32,500
TOTAL OTHER PROPERTY AND SERVICE OPERATING EXPENSES			\$ (237,510)	\$ (260,935)	\$ (284,227)
TOTAL OTHER PROPERTY AND SERVICE OPERATING INCOME			\$ 293,006	\$ 347,915	\$ 294,511



** All prices shown are inclusive of the Goods & Services Tax (where applicable) **

** The value of statutory fees are shown at the time of budget adoption, but may be subject to change during the year **

	Statutory (s) or Council (c) Fee	<u>2010/2011</u>	<u>2011/2012</u>
<u>PROGRAM 4 - Governance</u>			
Publications			
The following publications are available free of charge on the Council's web site (www.plantagenet.wa.gov.au) or for purchase from the Administration Centre.			
Council Agenda - Per Year - Mail Out	** c	\$120.00	\$120.00
Council Minutes - Per Year - Mail Out	** c	\$120.00	\$120.00
Council Agenda & Minutes - Per Year - Mail Out (No Charge for Media & Community Groups)	** c	\$200.00	\$200.00
Copy of Local Law - Individual - \$5.00 Minimum	** c	\$0.35 per page	\$0.35 per page
Rate Book Enquiry			
Written Rate Searches	** c	\$20.00	\$25.00
Names & Address Enquires to Ten - \$2.00 Thereafter for Each Enquiry	** c	\$32.00	\$32.00
Rate - Other			
Copy Of Rates Notice - Current Year - Per Notice	** c	\$5.00	\$5.00
Copy Of Rates Notice - Previous Year - Per Notice	** c	\$10.00	\$10.00
Electoral Rolls			
Electoral Roll	** c	\$50.00	\$60.00
Freedom of Information			
Freedom of Information Charges as Set under the FOI Act Regulations:			
- Application Fee	s	\$30.00	\$30.00
- Charge for Time Dealing with the Application - Per Hour - Pro Rata	s	\$30.00	\$30.00
- Access Time Supervised by Staff - Per Hour - Pro Rata	s	\$30.00	\$30.00
- Photocopying Staff Time - Per Hour - Pro Rata	s	\$30.00	\$30.00
- Black & White Photocopy - A4	s	\$0.20	\$0.20
- Black & White Photocopy - A3	c	\$0.65	\$0.65
- Colour Photocopy - A4	c	\$2.15	\$2.15
- Colour Photocopy - A3	c	\$4.25	\$4.25
- Colour Photocopy - A1 (Plotter)	c	N/A	\$15.00

** All prices shown are inclusive of the Goods & Services Tax (where applicable) **

** The value of statutory fees are shown at the time of budget adoption, but may be subject to change during the year **

	Statutory (s) or Council (c) Fee	<u>2010/2011</u>	<u>2011/2012</u>
Other			
Provision Of Rural Street Number	** c	\$10.00	\$10.00
Hire of Video/Data Projector - Per Day	** c	\$55.00	\$55.00
Hire of Video/Data Projector - Bond	** c	\$110.00	\$110.00
Hire of Electronic Equipment- Per Day	** c	N/A	\$30.00
Hire of Electronic Equipment - Bond	** c	N/A	\$110.00
Shire Maps	** c	\$25.00	\$25.00
Sale of GIS Images (A4)	** c	\$10.50	\$10.50
Sale of GIS Images (A3)	** c	\$32.00	\$32.00
Staff Charge-Out Fee - Per Hour	** c	\$70.00	\$70.00
 <u>PROGRAM 5 - Law, Order & Public Safety</u>			
Dog Licences			
Inspection of Register	s	\$0.50	\$0.50
Certified Copy of an Entry in the Register	s	\$1.00	\$1.00
 <u>Registrations</u>			
- Unsterilised - One Year	s	\$30.00	\$30.00
- Unsterilised - Three Years	s	\$75.00	\$75.00
- Sterilised - One Year	s	\$10.00	\$10.00
- Sterilised - Three Years	s	\$18.00	\$18.00
- Guide Dogs	s	Nil	Nil
- Dogs Used for Droving or Tending Stock	s	25% of fee	25% of fee
- Dogs Owned by Pensioners	s	50% of fee	50% of fee
- Foxhounds, bona fide kept together in a kennelled pack of not less than ten	s	\$40.00 per pack	\$40.00 per pack
- Registration After 31 May (Current Year Only)	s	50% of fee	50% of fee
Dogs kept in an approved kennel establishment licensed under Section 27 of the Dog Act where not otherwise registered - per establishment	s	\$100.00	\$100.00
Dogs certified by the Director of the State Emergency Services as being tracker dogs used for the purposes of the State Emergency Services in the registration year	s	\$1.00	\$1.00

** All prices shown are inclusive of the Goods & Services Tax (where applicable) **

** The value of statutory fees are shown at the time of budget adoption, but may be subject to change during the year **

	Statutory (s) or Council (c) Fee	<u>2010/2011</u>	<u>2011/2012</u>
<u>IMPOUNDING FEES - DOGS</u>			
- First Offence - for owner	c	\$70.00	\$70.00
- Second Offence - for owner	c	\$85.00	\$85.00
- Third Offence & Thereafter - for owner	c	\$110.00	\$121.00
Daily Sustenance	c	\$23.00	\$23.00
<u>IMPOUNDING FEES - VEHICLES</u>			
Cost of Removal - at Cost Plus Staff Time	c	At Cost Plus Staff Time	At Cost Plus Staff Time
Impounding Fee Daily while in Pound	c	\$12.00	\$12.00
<u>IMPOUNDING FEES - STOCK</u>			
All Stock Impounded Between 8.00am & 5.00pm:			
- First Offence	c	\$88.00	\$88.00
- Second Offence	c	\$110.00	\$110.00
- Third Offence & Thereafter	c	\$132.00	\$132.00
All Stock Impounded Between 5.00pm & 8.00am:			
- First Offence	c	\$115.00	\$115.00
- Second Offence	c	\$137.00	\$137.00
- Third Offence & Thereafter	c	\$165.00	\$165.00
Sustenance Charges - Per Head/Per Day - Horses & Cattle	c	\$24.00	\$24.00
Sustenance Charges - Per Head/Per Day - Sheep & Goats	c	\$12.00	\$12.00
Transport of Stock - at Cost Plus Staff Time	c	At Cost Plus Staff Time	At Cost Plus Staff Time
<u>MISCELLANEOUS</u>			
Bond - Animal Trap	c	\$55.00	\$55.00
Bond - Anti Barking Dog Collar	c	\$55.00	\$55.00
Destruction of Animals at owner's Request	** c	\$70.00	\$70.00
Infringement Reminder Fee (Bush Fire, Dog, Litter, Parking)	c	\$22.00	\$22.00

NOTE: Charges May Change in Accordance with the Revision of Dog Regulations 1976. All Infringements are Set under the Dog Regulations 1976 Regulation 13(1) & the Local Government (Miscellaneous Provisions) Act 1960

** All prices shown are inclusive of the Goods & Services Tax (where applicable) **

** The value of statutory fees are shown at the time of budget adoption, but may be subject to change during the year **

	Statutory (s) or Council (c) Fee	<u>2010/2011</u>	<u>2011/2012</u>
<u>PROGRAM 7 - Health</u>			
Health Administration & Inspection			
Itinerant Vendor's Licence - All foods/Per Annum	c	\$125.00	\$125.00
Hawker's Licence - Non Food/Per Annum	c	\$22.00	\$22.00
Annual Registration of Lodging House	c	\$220.00	\$220.00
License & Renewal of Morgue	c	\$100.00	\$100.00
Health Assessment Fee	c	\$105.00	\$105.00
Liquor Licensing Act 1988 - Certificate Charge - Section 39 (inc GST)	c	\$50.00	\$55.00
The following fees and charges are prescribed under various regulations made under the Health Act 1911 and the Food Act 2008 and do not require endorsement by the Council:			
- Food Regulations 2009			
- Health (Food Standards) (Administration) Regulations 1986			
- Health (Pet Meat) Regulations 1990			
- Health (Offensive Trades Fees) Regulations 1976			
- Health (Public Buildings) Regulations 1992			
- Health (Food Hygiene) Regulations 1993			
- Health (Treatment of Sewage & Disposal of Effluent & Liquid Waste) Regulations 1974			
Caravan Parks & Camping Grounds - Annual Registration Application/Renewal/Late Renewal Penalty/Temporary Licence/Licence Transfer			
- All in Accordance with the Caravan Parks & Camping Grounds Regulations 1997			
- Applications for Caravan Rigid Annexes & Park Homes etc, Assessment of Application For:			
- Rigid Annex/Shed/Other Structures	c	\$50.00	\$50.00
- Park Home	c	\$100.00	\$100.00
- Temporary Accommodation	c	\$100.00	\$100.00
(Includes processing application, sighting of all relevant certificates for compliance and general compliance with relevant requirements of regulations)			
Government Dam Water Charge - Per Kilolitre	** c	N/A	\$2.15

** All prices shown are inclusive of the Goods & Services Tax (where applicable) **

** The value of statutory fees are shown at the time of budget adoption, but may be subject to change during the year **

	Statutory (s) or Council (c) Fee	<u>2010/2011</u>	<u>2011/2012</u>
<u>PROGRAM 10 - Community Amenities</u>			
Refuse Collection Services (Receptacle Charge)			
Weekly Service - Residential - All residential properties on the rubbish collection route are chargeable. This charge permits one approved bin pickup per week, per annum	c	\$140.00	\$180.00
Weekly Service - Commercial & Industrial - This charge permits one approved bin pickup, per annum	c	\$140.00	\$180.00
Additional Services - All - Per Annum	c	\$154.00	\$154.00
Replacement of Lost/Misplaced Additional Bin Stickers		\$5.00	\$5.00
General Waste Levy (Formerly Refuse Site Rate)			
Annual Levy Per Rateable Property - Payable with Property Rates	c	\$110.00	\$0.00
Waste Disposal at Landfill Sites & Transfer Stations			
<u>Attended & Fenced Landfill Sites & Transfer Stations</u> (Mount Barker, Kendenup, Porongurup, Kamballup)			
Four tokens per month per domestic household be issued to rural properties who do not receive a council provided kerbside pickup service be adopted as the method for collecting fees & charges for the disposal of waste at the Council's various landfill and transfer station sites for the 2011/2012 financial year. The following fees and token values will be charged:			
<u>Rocky Gully</u>			
Clean Fill	c	No charge	No charge
Untaminated & Sorted Scrap Metal	c	No charge	No charge
Untaminated Green Waste	c	No charge	No charge
All Other Waste (Per m ³)	c	\$10.00	\$10.00

** All prices shown are inclusive of the Goods & Services Tax (where applicable) **

** The value of statutory fees are shown at the time of budget adoption, but may be subject to change during the year **

Item	Statutory (s) or Council (c) Fee Tokens Required		<u>2010/2011</u>	<u>2011/2012</u>
1 x 120L or 240L Mobile Garbage Bin - Units of 240L Thereafter	1 c		\$2.50	\$2.70
Car Boot Load	1 c		\$2.50	\$2.70
Station Wagon Boot Load	2 c		\$5.00	\$5.40
Van - Utility – Trailer - not Exceeding 1.8m x 1.2m	4 c		\$10.00	\$10.80
Small Truck (2-4 tonne)	12 c		\$30.00	\$32.40
Medium Truck (4-6 tonne)	16 c		\$40.00	\$43.20
Truck (6-8 tonne)	24 c		\$60.00	\$64.80
Truck - 8 Plus Tonne Single Axle	32 c		\$80.00	\$86.40
Truck - 8 Plus Tonne Dual Axle	40 c		\$100.00	\$108.00
Truck (Semi Trailer 20m ³ Capacity)	80 c		\$200.00	\$216.00
Bulk Bin (3m ³ or Less)	12 c		\$30.00	\$32.40
Bulk Bin (3m ³ - 6m ³)	16 c		\$40.00	\$43.20
Bulk Bin (6m ³ - 10m ³)	24 c		\$60.00	\$64.80
Bulk Bin (Exceeding 10m ³)	40 c		\$100.00	\$108.00
Car Body (If placed in Recyclable Area)	Free c		No charge	No charge
Truck Body/Large Equipment (If Recyclable)	Free c		No charge	No charge
White Goods	Free c		No charge	No charge
Asbestos - \$50m ³ or part thereof - Accepted at O'Neill Road site only	20 c		\$50.00	\$54.00
Batteries (Car, Truck Etc)	Free c		No charge	No charge
Untaminated, Sorted Scrap Metal	Free c		No charge	No charge
Untaminated Timber	Free c		No charge	No charge
Untaminated Green Waste	Free c		No charge	No charge
Clean Fill	Free c		No charge	No charge
Septage (\$10/kl)	4 c		\$10.00	\$10.80
10L Waste Oil - Deposited in the oil recycling facility - Units of 10L thereafter	1 c		\$2.50	\$2.70
Carcasses (Small Animal)	1 c		\$2.50	\$2.70
Carcasses (Large Animal)	4 c		\$10.00	\$10.80
Recyclables (If placed in provided bin or nominated area)	Free c		No charge	No charge
Cardboard From Commercial Operators (m ³)	4 c		\$10.00	\$10.80

** All prices shown are inclusive of the Goods & Services Tax (where applicable) **

** The value of statutory fees are shown at the time of budget adoption, but may be subject to change during the year **

Tyres (Based On Costs as Charged to the Council)	Statutory (s) or Council (c) Fee Tokens		<u>2010/2011</u>	<u>2011/2012</u>
- Passenger Vehicle & Motor Cycle Tyres	1	c	\$2.50	\$2.70
- Light Truck Tyres	2	c	\$5.00	\$5.40
- Truck Tyres	4	c	\$10.00	\$10.80
- Super Single Truck Tyres	5	c	\$12.50	\$13.50
- Passenger Tyre On Rim	2	c	\$5.00	\$5.40
- Light Truck Tyre 4x4 on Rim - not Split Rim	3	c	\$7.50	\$8.10
- Truck Tyre On Rim	9	c	\$22.50	\$24.30
- Small Forklift Tyre Up to 30cm	1	c	\$2.50	\$2.70
- Medium Forklift Tyre 30cm to 45cm	3	c	\$7.50	\$8.10
- Large Forklift Tyre 45cm to 60cm	3	c	\$7.50	\$8.10
- Solid Forklift Tyre Small up to 30cm	4	c	\$10.00	\$10.80
- Solid Forklift Tyre Medium 30cm to 45cm	5	c	\$12.50	\$13.50
- Solid Forklift Tyre Large 45cm to 60 cm	6	c	\$15.00	\$16.20
- Solid Forklift Tyre Extra Large 60cm to 1m	22	c	\$55.00	\$59.40
- Solid Forklift Tyre 1m & Above Per Tonne	44	c	\$110.00	\$118.80
- Tractor Tyre Small Up to 1m	12	c	\$30.00	\$32.40
- Tractor Tyre large 1m to 2m	26	c	\$65.00	\$70.20
- Bobcat Tyre	2	c	\$5.00	\$5.40
- Earthmover Tyre Small Up to 1m	28	c	\$70.00	\$75.60
- Earthmover Tyre Medium 1m to 1.5m	38	c	\$95.00	\$102.60
- Earthmover Tyre large 1.5m to 2m	58	c	\$145.00	\$156.60
- Grader Tyre	26	c	\$65.00	\$70.20

** All prices shown are inclusive of the Goods & Services Tax (where applicable) **

** The value of statutory fees are shown at the time of budget adoption, but may be subject to change during the year **

	Statutory (s) or Council (c) Fee	<u>2010/2011</u>	<u>2011/2012</u>
Town Planning			
1 Determination of a Planning Consent Application for 'P' Developments for a Single House where Residential Design Code Variations are Required	c	\$100.00	\$100.00
1A Determination of a Planning Consent Application for All 'AA' & 'SA' Developments where the Estimated Cost of the Development Is:			
(a) not more than \$50,000	s	Maximum Fees as prescribed in the	Maximum Fees as prescribed in the
(b) more than \$50,000 but not more than \$500,000	s	Planning & Development	Planning & Development
(c) more than \$500,000 but not more than \$2.5 million	s	(Local Government	(Local Government
(d) more than \$2.5 million but not more than \$5 million	s	Planning Fees)	Planning Fees)
(e) more than \$5 million but not more than \$21.5 million -	s	Regulations	Regulations
(f) more than \$21.5 million	s		
where a development has commenced or been carried out:		Maximum Fees as prescribed in the	Maximum Fees as prescribed in the
		Planning & Development	Planning & Development
		(Local Government	(Local Government
		Planning Fees)	Planning Fees)
		Regulations	Regulations
2 Provision of a subdivision clearance:		Maximum Fees as prescribed in the	Maximum Fees as prescribed in the
(a) not more than five lots	s	Planning & Development	Planning & Development
(b) more than five lots but not more than 195 lots	s	(Local Government	(Local Government
(c) more than 195 lots	s	Planning Fees)	Planning Fees)
		Regulations	Regulations

** All prices shown are inclusive of the Goods & Services Tax (where applicable) **

** The value of statutory fees are shown at the time of budget adoption, but may be subject to change during the year **

	Statutory (s) or Council (c) Fee	<u>2010/2011</u>	<u>2011/2012</u>
3 Application for approval of home occupation	s	Maximum Fees as	Maximum Fees as
(a) Initial Fee	s	prescribed in the	prescribed in the
(b) Renewal Fee	s	Planning & Development (Local Government Planning Fees) Regulations	Planning & Development (Local Government Planning Fees) Regulations
4 Applications for change of use or for alteration or extension or change of a non-conforming use where 'development' is not occurring and includes where the proposal has commenced or been carried out	s	Maximum Fees as prescribed in the Planning & Development (Local Government Planning Fees) Regulations	Maximum Fees as prescribed in the Planning & Development (Local Government Planning Fees) Regulations
5 Reply to a Property Settlement Questionnaire	s	Maximum Fees as prescribed in the Planning & Development (Local Government Planning Fees) Regulations	Maximum Fees as prescribed in the Planning & Development (Local Government Planning Fees) Regulations
6 Determination of a Planning Consent Application for Signs	c	\$50.00	\$50.00
7 Liquor Licensing Certificate Charge - Sections 40 & 55	c	\$50.00	\$50.00
8 Provision of a Motor Vehicle Repairers Act - Planning Certificate	c	\$50.00	\$50.00

9 SCHEME AMENDMENTS AND STRUCTURE PLANS

The fees, charges & costs associated with processing & considering scheme amendments & structure plans will be determined using the Town Planning (Local Government Planning Fees) Regulations fees structure guidelines. In general terms, the fees will be determined after making allowance for officer's time, direct costs involved & a percentage allowance to recover operating overhead costs. GST will be charged where applicable. (Further details can be obtained from the Manager Development Services.)

** All prices shown are inclusive of the Goods & Services Tax (where applicable) **

** The value of statutory fees are shown at the time of budget adoption, but may be subject to change during the year **

	Statutory (s) or Council (c) Fee	<u>2010/2011</u>	<u>2011/2012</u>
10 <u>SCHEME AMENDMENT REQUESTS</u>			
This procedure for lodgement of Scheme Amendment Request enables preliminary consideration to be given to an amendment proposal prior to the preparation of formal & detailed documentation. The fee for such a request is payable prior to the request being assessed.			
		\$660.00	\$660.00
11 <u>EXTRACTIVE INDUSTRIES</u>			
Development Application	S	Maximum Fees as prescribed in the Planning & Development (Local Government Planning Fees) Regulations	Maximum Fees as prescribed in the Planning & Development (Local Government Planning Fees) Regulations
Annual Licence Fee under Local Law	C	\$155.00	\$155.00
Transfer of Licence Fee under Local Law	C	\$55.00	\$55.00
Licence Renewal Fee under Local Law	C	\$55.00	\$55.00
Performance Guarantee (Per Hectare or Part Thereof) under Local Law	C	\$2,200.00	\$2,200.00
12 <u>ACTIVITIES IN THOROUGHFARES & PUBLIC PLACES & TRADING LOCAL LAW & DOGS LOCAL LAW</u>			
Application for Permit Fee	C	\$110.00	\$110.00
Permit Renewal/Transfer Fee	C	\$55.00	\$55.00
13 <u>CASH IN LIEU OF CAR PARKING</u>			
Payment Per Car Bay	C	Payment per bay of \$4,000.00 for construction and a current valuation for the land content at 25m ² per bay	Payment per bay of \$4,000.00 for construction and a current valuation for the land content at 25m ² per bay
14 <u>STRATA TITLES</u>			
Processing of applications and issuing of Local Government Authority Certificates - fees as per Strata Titles General Regulations - Schedule 1	S		

** All prices shown are inclusive of the Goods & Services Tax (where applicable) **

** The value of statutory fees are shown at the time of budget adoption, but may be subject to change during the year **

	Statutory (s) or Council (c) Fee	2010/2011	2011/2012
15 RELOCATED DWELLINGS			
Bond for Relocated Dwelling (Refunded on satisfactory completion of dwelling)	c	\$10,000.00	\$10,000.00
16 ROAD MAINTENANCE CONTRIBUTION			
Road maintenance contribution per tourist accommodation unit eg: chalet & other tourist related uses depending upon scale etc when such developments are not located with direct access to a bitumen sealed road.	c	\$3,080.00	\$3,080.00
17 PUBLICATIONS			
Town Planning Scheme Text	** c	\$27.50	\$27.50
Local Planning Strategy	** c	\$33.00	\$33.00
Planning Vision	** c	\$33.00	\$33.00
Other Council Planning Publications	** c	\$20.00	\$20.00
18 ADVERTISING COSTS			
Charge for proposals requiring advertising such as 'SA' developments, structure plans, scheme amendment requests. \$500 bond required. Unspent money will be refunded.	c		Actual Costs
Cemeteries - Standard Charges			
Funeral Director's Licence Fee - Annual	c	\$400.00	\$400.00
Funeral Director's Licence Fee - Single Interment	c	\$150.00	\$150.00
Grave Number Plate	c	\$21.00	\$21.00
Single Funeral Permit (Not Funeral Directors)	c	\$500.00	\$500.00
Photos of a Grave	c	\$25.00	\$25.00
Bond On Sand Box	c	\$50.00	\$50.00
Bond On Shovel	c	\$50.00	\$50.00
Cemeteries - Mount Barker (Old), Kendenup, Rocky Gully			
(a) On Application for a Form of Grant of Right of Burial - 25 Years - Includes Natural Earth Burials			
Land 2.44m x 1.2m 1	c	\$73.00	\$73.00
Land 2.44m x 2.4m 2	c	\$126.00	\$126.00
Land 2.44m x 4.2m 3	c	\$200.00	\$200.00

** All prices shown are inclusive of the Goods & Services Tax (where applicable) **

** The value of statutory fees are shown at the time of budget adoption, but may be subject to change during the year **

	Statutory (s) or Council (c) Fee	<u>2010/2011</u>	<u>2011/2012</u>
(b) On application for a form or order of burial for:			
- an ordinary grave	c	\$630.00	\$630.00
- a grave for any child under seven or stillborn	c	\$315.00	\$315.00
If graves are required to be sunk deeper than 1.8 metres then the cost of each additional 300mm	c	\$126.00	\$126.00
Re-Opening/Exhumation - Mount Barker (Old)			
- Reopening	c	\$1,000.00	\$1,000.00
- Exhumation	c	\$1,200.00	\$1,200.00
Re-Opening/Exhumation - Rocky Gully			
- Reopening	c	\$1,600.00	\$1,600.00
- Exhumation	c	\$2,000.00	\$2,000.00
Re-Opening/Exhumation - Kendenup			
- Reopening	c	\$1,200.00	\$1,200.00
- Exhumation	c	\$1,500.00	\$1,500.00
Reburial After Exhumation	c	\$800.00	\$800.00
Where removing of kerbing, tiles, grass etc is necessary, according to time required at a rate per man hour or part thereof:	c	\$40.00	\$40.00
(c) Extra charge to replace any headstone, monument or kerbing after re-opening any grave or any vault.	c	\$368.00	\$368.00
For each interment on a Saturday, Sunday or Public Holiday	c	\$1,200.00	\$1,200.00
If graves are required to be sunk deeper than 1.8 metres then the cost of each additional 300mm	c	\$126.00	\$126.00

** All prices shown are inclusive of the Goods & Services Tax (where applicable) **

** The value of statutory fees are shown at the time of budget adoption, but may be subject to change during the year **

	Statutory (s) or Council (c) Fee	<u>2010/2011</u>	<u>2011/2012</u>
Miscellaneous Charges:			
Permission to erect a headstone and/or kerbing	** c	\$21.00	\$21.00
Permission to erect a monument	** c	\$200.00	\$200.00
Permission to erect any nameplate	** c	\$21.00	\$21.00
Permission to construct a brick grave	** c	\$400.00	\$400.00
Permission to construct a vault	** c	\$400.00	\$400.00
Interment of ashes in family grave/grave niche			
- Monday to Friday	** c	\$126.00	\$126.00
- Saturday, Sunday & Public Holidays	** c	\$190.00	\$190.00
niche wall - does not include cost of tablets or fitting			
- single niche - includes engraved bronze plate	** c	\$400.00	\$400.00
- double niche - includes engraved bronze plate	** c	\$800.00	\$800.00
- vases for niche wall	** c	\$37.00	\$37.00
Mount Barker Cemetery Extension - Lot 106 Mitchell Street			
(a) On Application for a Form of Grant of Right of Burial (25 Years) for - Land 2.44m x 1.2m	** c	\$500.00	\$500.00
(b) On Application for a Form or Order of Burial For:			
- an Ordinary Grave	** c	\$800.00	\$800.00
- a Grave of a Child under Seven Years of Age or Stillborn	** c	\$315.00	\$315.00
If graves are required to be sunk deeper than 1.8 metres then the cost of each additional 300mm	** c	\$126.00	\$126.00
Re-opening an Ordinary Grave for Each Interment or Exhumation			
- Reopening	** c	\$800.00	\$800.00
- Exhumation	** c	\$1,000.00	\$1,000.00
Reburial After Exhumation	** c	\$800.00	\$800.00
For each interment on a Saturday, Sunday or Public Holiday	** c	\$1,200.00	\$1,200.00

** All prices shown are inclusive of the Goods & Services Tax (where applicable) **

** The value of statutory fees are shown at the time of budget adoption, but may be subject to change during the year **

	Statutory (s) or Council (c) Fee	<u>2010/2011</u>	<u>2011/2012</u>
Interment of Ashes in Family Grave/Grave Niche			
- Monday to Friday	** c	\$126.00	\$126.00
- Saturday, Sunday & Public Holidays	** c	\$190.00	\$190.00
Miscellaneous Charges:			
Garden Ground Niche	** c	\$700.00	\$700.00
Garden of Remembrance - Plaque	** c	\$300.00	\$300.00
Memorial Rock - Standard - Up to 700mm High	** c	\$3,000.00	\$3,000.00
Memorial Rock - Large - 700mm to 1.5m High	** c	\$5,000.00	\$5,000.00
Memorial Rock - Very Large in Roundabout Entry - Premium Location - Two Only	** c	\$15,000.00	\$15,000.00
Memorial Seat - Ten Years	** c	\$4,000.00	\$4,000.00
Memorial Seat - Additional Plaques	** c	\$300.00	\$300.00
Memorial Tree - Small Tree or Shrub - Up to 2m	** c	\$2,000.00	\$2,000.00
Memorial Tree - Medium - 2m to 4m	** c	\$3,000.00	\$3,000.00
Memorial Tree - Large - Over 4m	** c	\$4,000.00	\$4,000.00
Memorial Tree - Additional Plaques	** c	\$300.00	\$300.00
<u>PROGRAM 11 - Recreation & Culture</u>			
All halls			
Bond for Chairs, Trestles & Tables	c	\$100.00	\$100.00
Plantagenet District Hall			
Bond - Functions Without Alcohol	c	\$300.00	\$300.00
Bond - Functions with Alcohol	c	\$500.00	\$500.00
Half Day - less than Four Hours	** c	\$25.00	\$25.00
Full Day - More than Four Hours	** c	\$50.00	\$50.00
Chair Set Up Fee	** c	\$50.00	\$50.00
Schools & P & C Associations - Each Group Is Entitled to Receive Four Free (Donated)			
Hires Per Annum			
Lesser Hall - Not for Hire			

** All prices shown are inclusive of the Goods & Services Tax (where applicable) **

** The value of statutory fees are shown at the time of budget adoption, but may be subject to change during the year **

	Statutory (s) or Council (c) Fee	<u>2010/2011</u>	<u>2011/2012</u>
Other Halls			
Kamballup, Kendenup, Porongurup, Woogenellup, Rocky Gully & Narrikup Halls			
Bond - Functions Without Alcohol	c	\$200.00	\$200.00
Bond - Functions with Alcohol	c	\$400.00	\$400.00
Per Half Day	** c	\$12.50	\$12.50
Per Full Day	** c	\$25.00	\$25.00
Per Half Day Regular Booking	** c	\$7.50	\$7.50
Per Full Day Regular Booking	** c	\$12.50	\$12.50
Schools & P & C Associations - Each Group Is Entitled to Receive Four Free (Donated)			
Hires Per Annum			
Frost Pavilion			
Bond - Functions Without Alcohol	c	\$300.00	\$300.00
Bond - Functions with Alcohol	c	\$500.00	\$500.00
Half Day - less than Four Hours	** c	\$55.00	\$55.00
Full Day - More than Four Hours	** c	\$100.00	\$100.00
Schools & P & C Associations - Each Group Is Entitled to Receive Four Free (Donated)			
Hires Per Annum			
Taylor-Dennis Pavilion			
Bond - Functions Without Alcohol	c	\$200.00	\$200.00
Bond - Functions with Alcohol	c	\$400.00	\$400.00
Half Day - less than Four Hours	c	\$30.00	\$30.00
Full Day - More than Four Hours	** c	\$50.00	\$50.00
Chair Set Up Fee	** c	\$50.00	\$50.00
Schools & P & C Associations - Each Group Is Entitled to Receive Four Free (Donated)			
Hires Per Annum			

** All prices shown are inclusive of the Goods & Services Tax (where applicable) **

** The value of statutory fees are shown at the time of budget adoption, but may be subject to change during the year **

	Statutory (s) or Council (c) Fee	<u>2010/2011</u>	<u>2011/2012</u>
Frost / Taylor Dennis Pavilion (Combined)			
Bond - Functions Without Alcohol	c	\$300.00	\$300.00
Bond - Functions with Alcohol	c	\$500.00	\$500.00
Half Day - less than Four Hours	** c	\$80.00	\$80.00
Full Day - More than Four Hours	** c	\$140.00	\$140.00
Skinner Pavilion			
Half Day - less than Four Hours	** c	\$25.00	\$25.00
Full Day - More than Four Hours	** c	\$50.00	\$50.00
Frost Park Sheep Pavilion			
Bond - Functions Without Alcohol	c	\$200.00	\$200.00
Bond - Functions with Alcohol	c	\$400.00	\$400.00
Half Day - less than Four Hours	** c	\$30.00	\$30.00
Full Day - More than Four Hours	** c	\$50.00	\$50.00
Annual Rental	** c	\$250.00	\$250.00
Landmark - Sheep Pavilion - Plus 10% Private Pen Hire	** c	\$255.00	\$255.00
Cleaning Fee - Sheep Sales	** c	\$400.00	\$400.00
Private Sales - Cattle, Sheep or Goats - Plus 10% Private Pen Hire	c	\$400.00	\$400.00
Bond On Sheep Pens	c	\$300.00	\$300.00
Showers & Toilets Only	** c	\$35.00	\$35.00

Landmark Sheep Sales - \$25.50 inc GST Income To Be Paid To Agricultural Society

Private Sales - \$40.00 inc GST Income To Be Paid To Agricultural Society

** All prices shown are inclusive of the Goods & Services Tax (where applicable) **

** The value of statutory fees are shown at the time of budget adoption, but may be subject to change during the year **

	Statutory (s) or Council (c) Fee	<u>2010/2011</u>	<u>2011/2012</u>
Frost Park			
Bond for Hire of Oval	c	\$300.00	\$300.00
Bond for Hire of Shared Equine Facility	c	\$500.00	\$500.00
Agricultural Shows/Field Days	** c	\$500.00	\$500.00
Shared Equine Facility - Per Day	** c	\$50.00	\$50.00
Shared Equine Facility - Per Annum - (RDA, Stock Horse Society, Mount Barker Campdraft, Woogenellup Polocrosse Club	** c	\$350.00	\$350.00
Mount Barker Turf Club - Per Meeting	** c	\$400.00	\$400.00
Hire of Oval	** c	\$250.00	\$35.00
Sporting Club Oval Hire	** c	\$35.00	\$35.00
Training (With Lights) - Per Hour	** c	\$20.00	\$20.00
Circus	** c	\$2,000.00	\$2,000.00
Sounness Park			
Bond	c	\$300.00	\$300.00
Hire of Oval	** c	\$200.00	\$35.00
Cricket Association - Per Season - Oval Only	** c	\$1,000.00	\$1,000.00
Sporting Club Hire	** c	\$35.00	\$35.00
Circus - Fee	** c	\$500.00	\$500.00
Circus - Bond	** c	\$1,500.00	\$1,500.00
<u>Clubhouse</u>			
Bond - Functions Without Alcohol	c	\$300.00	\$300.00
Bond - Functions with Alcohol	c	\$500.00	\$500.00
Half Day - less than Four Hours	** c	\$40.00	\$40.00
Full Day - More than Four Hours	** c	\$80.00	\$80.00
Other Ovals (Kendenup, Narrikup, Rocky Gully)			
Hire of Oval	** c	N/A	\$35.00
Polocrosse Ground			
Ground rental per annum	** c	N/A	N/A
Ground rental per event	** c	\$50.00	\$50.00

** All prices shown are inclusive of the Goods & Services Tax (where applicable) **

** The value of statutory fees are shown at the time of budget adoption, but may be subject to change during the year **

	Statutory (s) or Council (c) Fee	<u>2010/2011</u>	<u>2011/2012</u>
Football Club (Frost Park)			
Bond	c	\$500.00	\$500.00
Use of Facilities - Including Use of Lights - Per Annum	** c	\$2,000.00	\$2,000.00
Tennis Courts			
Mt Barker Tennis Club - Per Season	** c	\$700.00	\$700.00
Mount Barker Public Swimming Pool			
Bond - Functions Without Alcohol	** c	\$300.00	\$300.00
Bond - Functions with Alcohol	** c	N/A	N/A
<u>Normal Entry</u>			
Under Five Years	** c	\$2.00	\$2.00
Five - 16 Years	** c	\$4.50	\$4.50
All Adults	** c	\$4.50	\$4.50
Spectators (Day or Part)	** c	\$1.50	\$1.50
<u>Season Tickets</u>			
Under Five Years	** c	\$30.00	\$30.00
Five - 16 Years	** c	\$70.00	\$70.00
Adult Season Tickets	** c	\$70.00	\$70.00
Family Season Tickets - Two Adults & Two Children	** c	\$200.00	\$200.00
- Additional family members	** c	\$20.00	\$20.00
Family Half Season Tickets - Two Adults & Two Children	** c	\$100.00	\$100.00
- Additional family members	** c	\$10.00	\$10.00
Corporate Membership - Minimum 10 Purchases	** c	\$63.00 each	\$63.00 each

** All prices shown are inclusive of the Goods & Services Tax (where applicable) **

** The value of statutory fees are shown at the time of budget adoption, but may be subject to change during the year **

	Statutory (s) or Council (c) Fee	<u>2010/2011</u>	<u>2011/2012</u>
<u>Swimming Classes</u>			
School Swimming Classes - Other than Holders of Season Tickets	** c	\$2.50	\$2.50
Vacation Swimming Classes - Other than Holders of Season Tickets	** c	\$2.50	\$2.50
After Hours Group Bookings - Per Hour	** c	\$80.00	\$80.00
Swimming Carnival Set Up Fee - Per Event	c	\$50.00	\$50.00
Aquatic Programs - at Cost Plus Staff Time	c	At Cost Plus Staff Time	At Cost Plus Staff Time
Recreation Centre			
Bond - Functions Without Alcohol	c	\$300.00	\$300.00
Bond - Functions with Alcohol	c	\$500.00	\$500.00
<u>Entry to the Recreation Centre Hall</u>			
Under 5 Years (If not Involved in a Structured Activity)	** c	Free	Free
Under 5 Years (If Involved in a Structured Activity)	** c	\$3.00	\$3.00
Students		\$3.00	\$3.00
Five - 16 Years	** c	N/A	N/A
Adults	** c	\$5.50	\$5.50
Spectator (Non-Function)	** c	\$1.50	\$1.50
Concession	** c	\$3.00	\$3.00
<u>Entry to the Gymnasium</u>			
Adults	** c	\$7.00	\$8.00
Concession	** c	\$4.00	\$5.00
<u>Programs (Includes Entry for the Duration of the Activity)</u>			
Aerobics & Fitness Classes	** c	\$7.00	\$8.00
Concession Charge	** c	\$4.00	\$5.00
Gym Appraisal	** c	\$35.00	\$35.00
Super-Abs	** c	N/A	N/A
Toddlerfun	** c	N/A	N/A
Kidsfit	** c	N/A	N/A

** All prices shown are inclusive of the Goods & Services Tax (where applicable) **

** The value of statutory fees are shown at the time of budget adoption, but may be subject to change during the year **

	Statutory (s) or Council (c) Fee		<u>2010/2011</u>	<u>2011/2012</u>
<u>Squash</u>				
Squash Court Hire - Per Hour - Per Person	**	c	\$5.50	Nil
All Racket Hire - Free with Membership	**	c	\$3.50	\$3.50
<u>Rock Climbing Wall</u>				
Climb & Belay	**	c	\$5.50	\$5.50
Instructor - Per Hour - Compulsory	**	c	\$35.00	\$35.00
Equipment Hire - Per Person	**	c	\$3.50	\$3.50
<u>Full Centre Memberships 'Gold' (7 Day - 6.00am-10.00pm Access)</u>				
ADULT				
- Twelve Months	**	c	\$415.00	\$425.00
FAMILY (Two Adults Only)				
- Twelve Months	**	c	\$770.00	\$780.00
CORPORATE (Minimum 10 purchases)				
- Twelve Months	**	c	\$373.50 each	\$383.50 each
CONCESSION				
- Twelve Months	**	c	N/A	\$270.00

** All prices shown are inclusive of the Goods & Services Tax (where applicable) **

** The value of statutory fees are shown at the time of budget adoption, but may be subject to change during the year **

	Statutory (s) or Council (c) Fee	<u>2010/2011</u>	<u>2011/2012</u>
<u>Full Centre Memberships 'Silver'</u>			
CHILDREN under 16			
- One Month	** c	\$40.00	\$50.00
- Three Months	** c	\$80.00	\$90.00
- Six Months	** c	\$130.00	\$140.00
- Twelve Months	** c	\$210.00	\$220.00
ADULT			
- One Month	** c	\$65.00	\$75.00
- Three Months	** c	\$130.00	\$140.00
- Six Months	** c	\$230.00	\$240.00
- Twelve Months	** c	\$365.00	\$375.00
FAMILY			
- One Month	** c	\$110.00	\$120.00
- Three Months	** c	\$230.00	\$240.00
- Six Months	** c	\$365.00	\$375.00
- Twelve Months	** c	\$670.00	\$680.00
CONCESSION			
- One Month	** c	N/A	\$50.00
- Three Months	** c	N/A	\$90.00
- Six Months	** c	N/A	\$140.00
- Twelve Months	** c	N/A	\$220.00
CORPORATE (Minimum 10 purchases)			
- Twelve Months	** c	\$319.50 each	\$320.50

Loyalty Members who renew their Gold or Silver memberships for:

- Three Months, will receive 1 week extra for free (Silver Only)
- Six Months, will receive 2 weeks extra for free (Silver Only)
- Twelve Months, will receive 1 month extra for free

** All prices shown are inclusive of the Goods & Services Tax (where applicable) **

** The value of statutory fees are shown at the time of budget adoption, but may be subject to change during the year **

	Statutory (s) or Council (c) Fee	<u>2010/2011</u>	<u>2011/2012</u>
<u>Meeting Room & Creche Hire - During Business Hours</u>			
Creche Hire - Per Hour	** c	\$16.50	\$16.50
Meeting Room Hire - Per Hour	** c	\$16.50	\$16.50
Hire of Entire Recreation Centre - Per Hour - Capped at \$650.00 Per Day	** c	\$55.00	\$55.00
Hire of One Court Only - Per Hour	** c	\$22.00	\$22.00
Stage Hire Fee - Per Block	** c	\$5.00	\$5.00
<u>All Recreation Centre Room Hire Fees - Outside of Business Hours</u>			
Access to Centre (Room Hire Fees Additional)	** c	\$110.00	\$110.00
Supervision Fee Per Hour (If Required)	** c	\$55.00	\$55.00
<u>Centre Sponsorship</u>			
Display of Sign - Per Sign - Per Annum	** c	\$50.00	\$50.00
Joint Membership Passes Swimming Pool & Recreation Centre - Twelve Month Period			
Students - Five - 16 Years	** c	\$252.00	\$252.00
Adult	** c	\$391.50	\$391.50
Family - Two Adults & Two Children	** c	\$783.00	\$783.00

** All prices shown are inclusive of the Goods & Services Tax (where applicable) **

** The value of statutory fees are shown at the time of budget adoption, but may be subject to change during the year **

		Statutory (s) or Council (c) Fee	<u>2010/2011</u>	<u>2011/2012</u>	
Mount Barker Public Library					
Temporary Membership - Bond - Non Residents	**	c	\$50.00	\$50.00	
Family - Non Residents	**	c	\$50.00	\$50.00	
Replacement of Lost Tickets	**	c	\$5.00	\$2.00	
Fines for Overdue Multimedia - Per Day	(Maximum of \$5.00 if returned in good condition before billed)	**	c	\$1.00	\$0.20
Fines Other - Weekly/Item	(Maximum of \$5.00 if returned in good condition before billed)	**	c	\$0.50	\$0.20
Items Lost And/Or Damaged by Reader	(Considered lost if 8 weeks overdue)	**	c	As indicated on stock item	As indicated on stock item
Account Fee	(Added to cost of lost item when billed)	**	c	N/A	\$10.00
Photocopying A4 B&W - Per Copy	**	c	\$0.30	\$0.30	
Photocopying A4 Colour - Per Copy	**	c	\$2.15	\$2.15	
Photocopying A3 B&W - Per Copy	**	c	\$0.65	\$0.65	
Photocopying A3 Colour - Per Copy	**	c	\$4.25	\$4.25	
Laminating A4 - Per Sheet	**	c	\$2.50	\$2.00	
Binding Documents	**	c	\$2.00	N/A	
Internet/Email Mount Barker - Per Hour	**	c	\$5.00	\$4.00	
Internet/Email Mount Barker - Up to 30 minutes	**	c	N/A	\$2.50	
Internet/Email Mount Barker - Up to 15 minutes	**	c	N/A	\$1.50	
Fax - Local - First Sheet	**	c	\$5.00	\$2.00	
Fax - Local - Additional Sheets - Each	**	c	N/A	\$0.50	
Fax - Other (excluding International) - First Sheet	**	c	\$5.00	\$3.00	
Fax - Other (excluding International) - Additional Sheets - Each	**	c	N/A	\$1.00	
Fax - International - First Sheet	**	c	N/A	\$5.00	
Fax - International - Additional Sheets - Each	**	c	N/A	\$2.00	
Fax - Receiving - Whole document	**	c	N/A	\$5.00	

** All prices shown are inclusive of the Goods & Services Tax (where applicable) **

** The value of statutory fees are shown at the time of budget adoption, but may be subject to change during the year **

	Statutory (s) or Council (c) Fee	<u>2010/2011</u>	<u>2011/2012</u>
Rocky Gully Public Library			
Temporary Membership - Bond - Non Residents	** c	\$50.00	\$50.00
Family - Non Residents	** c	\$50.00	\$50.00
Replacement of Lost Tickets	** c	\$5.00	\$2.00
Fines for Overdue Multimedia - Per Day (Maximum of \$5.00 if returned in good	** c	\$1.00	\$0.20
Fines Other - Weekly/Item (Maximum of \$5.00 if returned in good	** c	\$0.50	\$0.20
Items Lost And/Or Damaged by Reader (Considered lost if 8 weeks overdue)	** c	As indicated on stock item	As indicated on stock item
Internet/Email Rocky Gully - Per Hour	** c	\$5.00	\$4.00
<u>PROGRAM 13 - Economic Services</u>			
Rural Services			
Waybill Books	** c	\$15.50	\$15.50
Standpipe Water - Per Kilolitre	** c	\$1.40	\$1.60
Non Potable Water Charge - Per Kilolitre	** c	\$1.75	\$2.15
Great Southern Regional Cattle Saleyards			
Cattle Weighing & Penning - Per Head	** c	\$7.75	\$8.25
Cattle Penning Only - Per Head	** c	\$7.75	\$8.25
Cattle Weighing Only - Per Head	** c	\$3.30	\$3.50
Private Weighs - Per Head	** c	\$3.30	\$3.50
Shipping Weighs - Per Head	** c	\$3.30	\$3.50
Private/Shipping/Weighing only (per head – under 20 Cattle)	** c	\$4.50	\$4.95
Stud Bull Sale - Per Head	** c	\$10.00	\$11.00
Feed - Per Bale	** c	At Cost Plus \$4.00	At Cost Plus \$4.00
Removal - Per Head	** c	\$100.00	\$110.00
Agents Levy - Per Head	** c	\$1.10	\$1.10
Wash Down Fee - Per Minute - Minimum Charge \$5.50	** c	\$0.50	\$0.50
Manure Sales - Per Bobcat Bucket	** c	\$10.00	\$11.00
NLIS tagging services (per head / without permit – no evidence of previous tag)	** c	\$33.00	\$33.00
NLIS tagging services (per head / without permit - evidence of previous tag)	** c	\$16.50	\$16.50
NLIS tagging services (per head / with permit)	** c	\$11.00	\$11.00

** All prices shown are inclusive of the Goods & Services Tax (where applicable) **

** The value of statutory fees are shown at the time of budget adoption, but may be subject to change during the year **

	Statutory (s) or Council (c) Fee	2010/2011	2011/2012
Transit Cattle - Per Head - Per Day	** c	\$2.20	\$2.20
Crush Fee - Per Head	** c	\$2.20	\$2.20
Agistment Fee (per head/per week)	** c	\$0.33	\$0.33
Building Inspections			
Swimming Pool Inspection Fees - Four Yearly	s	\$55.00	\$55.00
For the Issue of a Building Licence for Classes 1 & 10 Buildings - Building Regulations	s	0.35% of the Estimate Value of Construction with a Minimum Fee as Set by the Regulations	0.35% of the Estimate Value of Construction with a Minimum Fee as Set by the Regulations
Associated BCITF Levy - for Buildings Value Over \$20,000.00	s	0.2%	0.2%
Associated BRB Building Licence Fee	s	\$40.50	\$41.50
For the Issue of a Building Licence for All Other Classes - Building Regulations	s	0.2% of the estimated value of construction with a minimum fee as set by the Regulations	0.2% of the estimated value of construction with a minimum fee as set by the Regulations
Note: building licence fees - estimated costs used for determining building licence fees will be based upon the Cordell's publication for building construction			
Building approval certificate for unauthorised building work - Building Regulations		As Per Building Regulations	As Per Building Regulations
Demolition Licence/per storey	s	\$50.00	\$50.00
Inspection of relocated dwellings upon completion for bond refund	c	\$100.00	\$100.00
Building Levy - on all building applications - Builders Regulations Board Levy	s	As Set by the BRB	As Set by the BRB
Building Licence Archive Search	** c	\$50.00	\$50.00
Building Licence Renewal once expired	** c	\$50.00	\$50.00
Transport Licensing			
Special Series Local Authority Number Plates (eg: 10 PL)	** c	\$30.00	\$30.00

** All prices shown are inclusive of the Goods & Services Tax (where applicable) **

** The value of statutory fees are shown at the time of budget adoption, but may be subject to change during the year **

	Statutory (s) or Council (c) Fee	<u>2010/2011</u>	<u>2011/2012</u>
<u>PROGRAM 14 - Other Property & Services</u>			
Works and Services			
Gates Permit Application	** c	\$52.50	\$52.50
Permanent Road Closure Application	** c	\$525.00	\$525.00
Temporary Road Closure Application	** c	Actual CostsTo Be \$200.00 Plus Actual Costs Charged by Geographic Names Committee	Actual CostsTo Be Charged \$200.00 Plus Actual Costs Charged by Geographic Names Committee
Road Renaming Application	** c		
Service & Tourism Directional Signs:	** c	\$400.00 plus pro-rata of \$40.00 renewal fee (Jul- Sep \$40.00, Oct-Dec \$30.00, Jan-Mar \$20.00, Apr-Jun \$10.00)	\$400.00 plus pro-rata of \$40.00 renewal fee (Jul- Sep \$40.00, Oct-Dec \$30.00, Jan-Mar \$20.00, Apr-Jun \$10.00)
- Application Fee & Sign	** c	\$40.00	\$40.00
- Annual Renewal Fee - All Renewal Fees Due in July	** c		
Erection of Lowood Road Banners	** c	Actual CostsTo Be Charged	Actual CostsTo Be Charged

** All prices shown are inclusive of the Goods & Services Tax (where applicable) **

** The value of statutory fees are shown at the time of budget adoption, but may be subject to change during the year **

Plant Hire - Hourly Rate Inclusive of Operator - Wet Hire (During Working Hours)	Statutory (s) or Council (c) Fee	2010/2011	2011/2012
Excavator	** c	\$156.00	\$161.00
Grader	** c	\$156.00	\$161.00
Loader	** c	\$132.00	\$136.00
Backhoe/Loader/Skid-steer	** c	\$92.00	\$95.00
Low Loader	** c	\$126.00	\$130.00
7/8 Tonne Truck	** c	\$86.00	\$89.00
Tandem Truck	** c	\$108.00	\$111.00
Tandem Truck & Pig Trailer	** c	\$162.00	\$167.00
Tractor & Broom/Slasher/Cutter	** c	\$100.00	\$103.00
4 Tonne Truck	** c	\$73.00	\$75.00
Chipper - Two men	** c	\$134.00	\$138.00
Vibrating Roller	** c	\$120.00	\$124.00
Multi Wheel Roller	** c	\$120.00	\$124.00
Semi Trailer	** c	\$130.00	\$134.00
Fogger	** c	\$50.00	\$52.00
Supply of Sand & Gravel Per m3 - Excluding Delivery	** c	\$15.00	\$16.00
Supply of Concrete Pipes	** c	N/A	Actual purchase costs plus delivery to be charged

NOTE: Plant Availability Is Subject to the Council's Road Program